

# SCOTT-MACON HEALTHCARE REVIEW: FOURTH QUARTER 2007

S	4th Quarter 2007 Healthcare Review	2
T	Healthcare Overview, Mean Revenue Multiples	4
N	Healthcare Overview, Mean EBITDA Multiples	5
E	2007 Revenue and EBITDA Multiples by Quarter	6
T	Analysis of Selected Healthcare Merger and Acquisition Transactions October 1–December 31, 2007	10
N	Analysis of Selected Publicly-Traded Healthcare Companies	30
C		
O		
N		

**SCOTT-MACON, LTD.**

**35<sup>TH</sup>** 1973-2008  
Anniversary

# FOURTH QUARTER 2007 HEALTHCARE REVIEW

Dear Clients and Friends,

Scott-Macon is pleased to present our quarterly Healthcare Review covering the fourth quarter of 2007.

Pages four and five present a visual snapshot of the average multiples for all the healthcare transactions that either closed or were announced during the fourth quarter, along with the average multiples for the major publicly-traded healthcare companies. Our analysis breaks the industry down into three major sectors, Services, Providers and Products, and then further divides each of these three sectors into several sub-sectors. Consequently, you can glance at these two pages and get a quick sense for the variation in prices for different types of healthcare, medical and pharmaceutical services and products companies.

Added to this edition of the publication is a new Services sub-sector titled “India-Based Outsourcing” on page eight. As Healthcare companies look to increase productivity and lower costs by outsourcing IT, consulting and other related services, India-based companies have emerged as significant players in the U.S. Healthcare market. The Scott-Macon India-Based Outsourcing public companies trade at a median EBITDA multiple of 16.8x, the highest of any sector we currently track. Within the Products sector, Scott-Macon divides the category into eight sub-sectors in order to present a clearer picture of the valuations and market activity in this segment.

Turning to the mergers and acquisitions transactions starting on page ten, the big spenders for the full year 2007 were the large pharmaceutical giants and Private Equity firms. The top ten acquirers by dollar volume in 2007 included AstraZeneca (ten acquisitions worth a combined \$17.7 billion), Schering-Plough (two deals worth a total of \$16.3 billion) and GlaxoSmithKline (eight deals worth \$6.2 billion). In the fourth quarter The Carlyle Group acquired Manor Care for \$6.0 billion and Warburg-Pincus closed on Bausch & Lomb for \$4.0 billion, showing that the downturn in the credit markets has not prevented Private Equity firms from paying premium dollars for large acquisitions.

The Insurance segment saw significant activity in the fourth quarter as United HealthCare announced the \$2.4 billion Sierra deal, followed by a \$775 million acquisition of FiServ Health. CIGNA announced plans to pick up Great-West’s health insurance business for \$1.5 billion, and Humana closed its acquisition of dental player CompBenefits for \$628 million.

Within the Technology segment, TELUS had the largest deal, scooping up Emergis for \$684 million. Additionally, Philips announced a \$266 million deal to acquire VISICU while also announcing its intention to sell majority-owned Medquist, and Vista Equity announced

acquisitions of Misys' Diagnostic Information business and Sunquest Information Systems for a combined \$763 million.

The Outsourcing segment again had the largest number of deals in the Services area for the fourth quarter. The largest deal involved a Private Equity firm, Genstar, buying-out PRA International at 16.8x EBITDA. Spectrum Equity got into the mix as well with its \$270 million acquisition of QTC Management, a provider of examination services and related technology to the medical and disability communities.

The Providers sector enjoyed solid deal flow in the fourth quarter, particularly in the Acute and Non-Acute sectors, headlined by Vestar Capital's \$1 billion announced acquisition of Radiation Therapy Services. In the Long-Term Care sector, Carlyle completed its buyout of Manor Care at 13.0x EBITDA, while Apria Healthcare stirred-up some activity in the Home Health space by closing its acquisition of Coram for \$350 million.

The Products sector had several multi-billion dollar deals close out 2007. These included Siemens closing its deal with Dade Behring for \$7.1 billion, Hologic's \$5.7 billion acquisition of CYTYC, Philips' announced acquisition of Respironics for \$4.9 billion, and Medtronic closing its \$4 billion deal with Kyphon at an astounding 41.0x EBITDA. The Pharmaceutical sub-sector in particular

had quite a quarter with Eisai announcing its acquisition of MGI Pharma for \$3.9 billion, Celgene snapping up Pharmion for \$2.7 billion, GlaxoSmithKline acquiring Reliant for \$2.6 billion, and Reckitt Benckiser Group announcing a deal with Adams Respiratory Therapeutics valued at \$2.2 billion.

Following the mergers and acquisitions analysis, we present an analysis of publicly-traded Services, Providers and Products companies by sector. Mean EBITDA multiples for all of these Service companies ended the quarter at 12.9x; Providers at 10.4x; and Products at 13.1x.

Finally, contact information for the Scott-Macon Healthcare Group Professionals appears on the back cover. We welcome your call or email to discuss your thoughts on this article.

Sincerely yours,

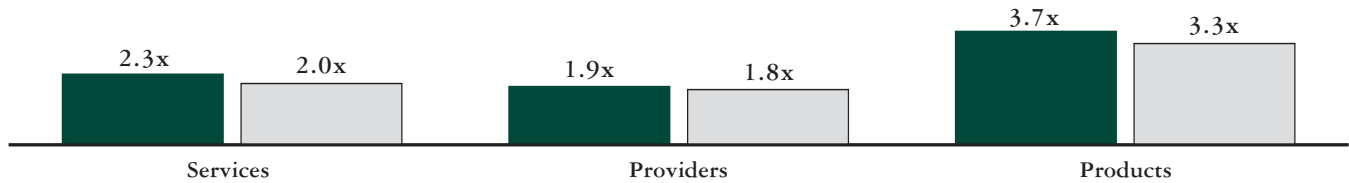


Nathan D. Cortright  
*Managing Director*  
*Group Head—Healthcare Industry*

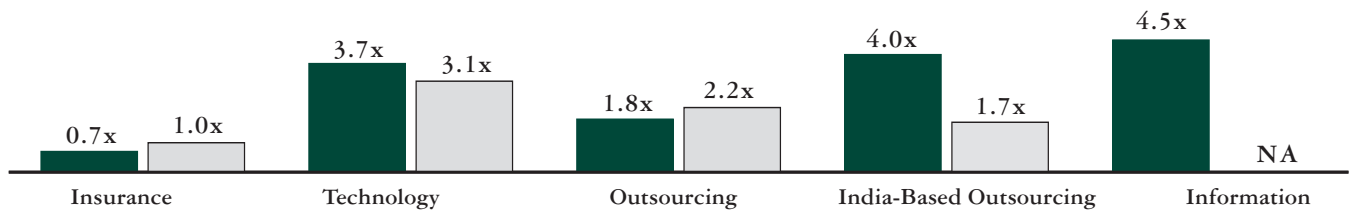
## HEALTHCARE OVERVIEW

## MEAN REVENUE MULTIPLES

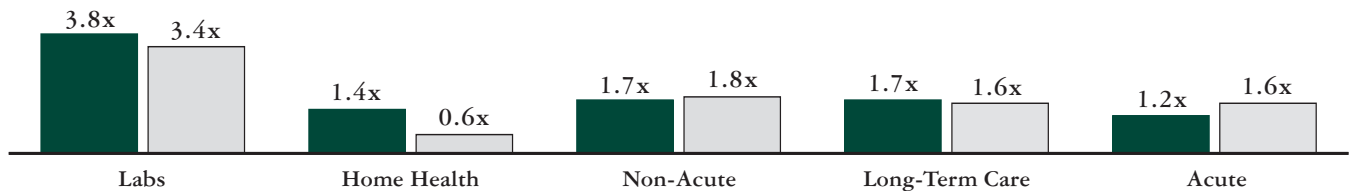
## OVERALL: Revenue Multiple



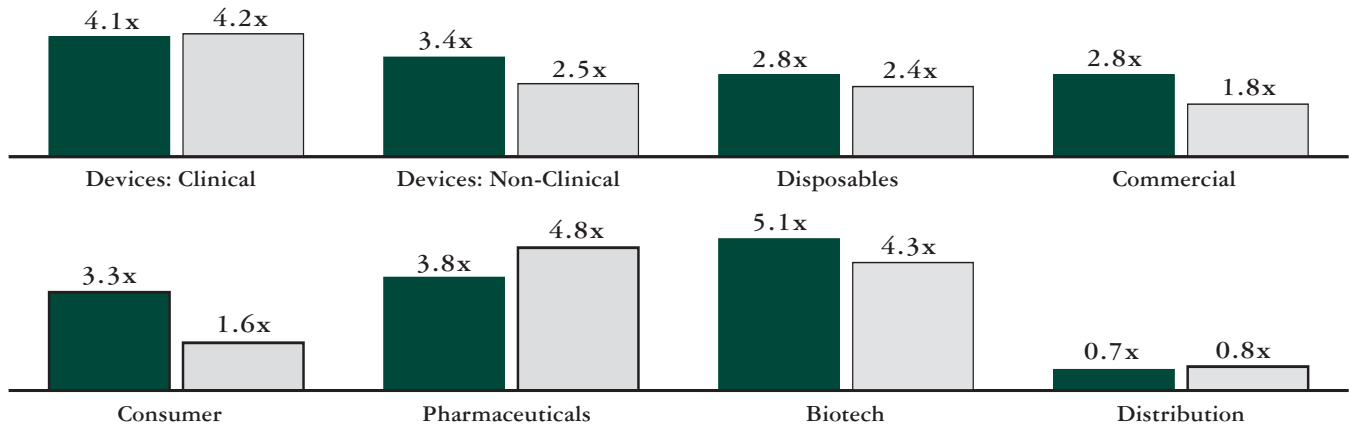
## SERVICES: Revenue Multiple



## PROVIDERS: Revenue Multiple



## PRODUCTS: Revenue Multiple

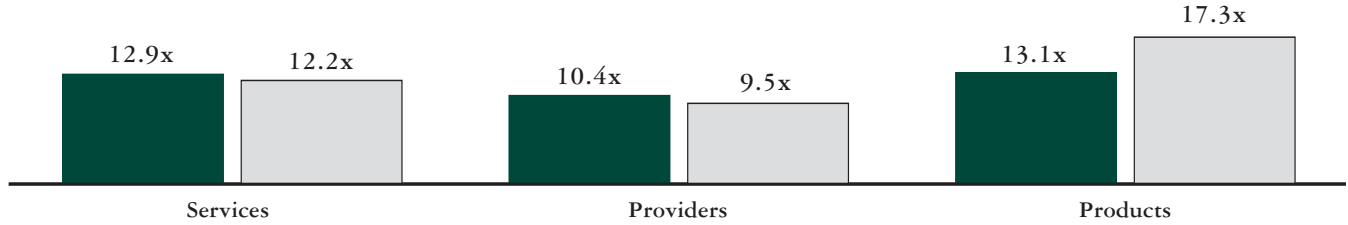


Public Companies M&A Transactions

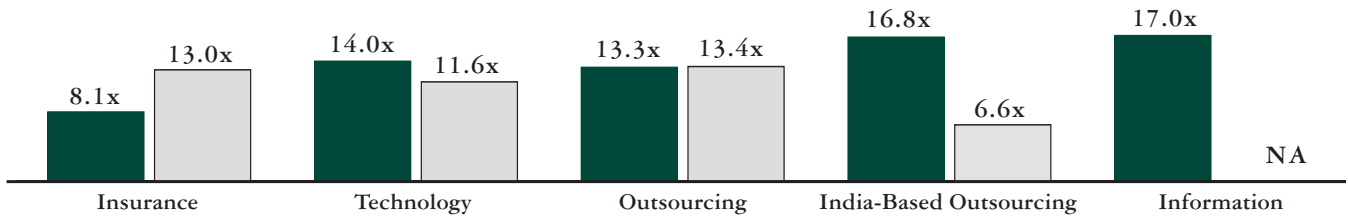
# HEALTHCARE OVERVIEW

## MEAN EBITDA MULTIPLES

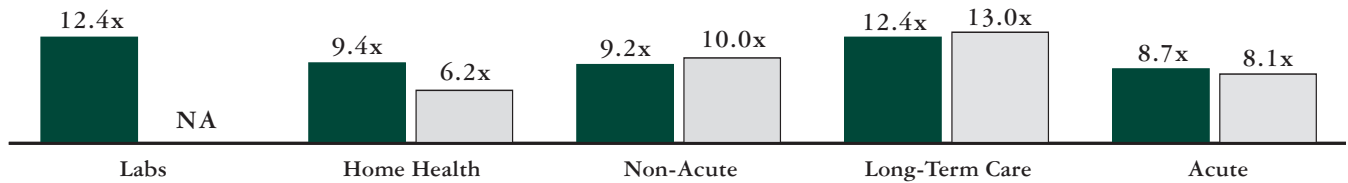
### OVERALL: EBITDA Multiple



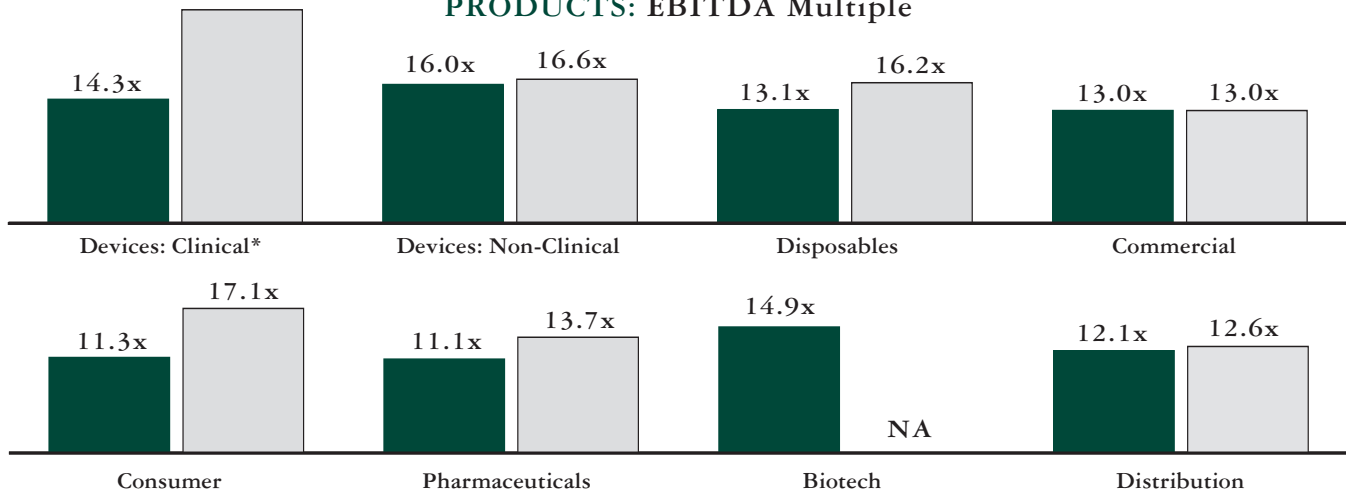
### SERVICES: EBITDA Multiple



### PROVIDERS: EBITDA Multiple



### PRODUCTS: EBITDA Multiple

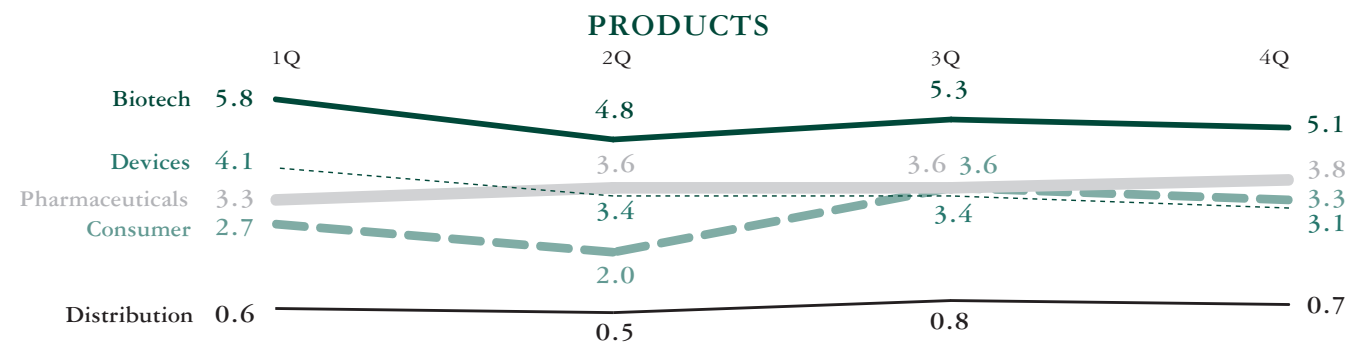
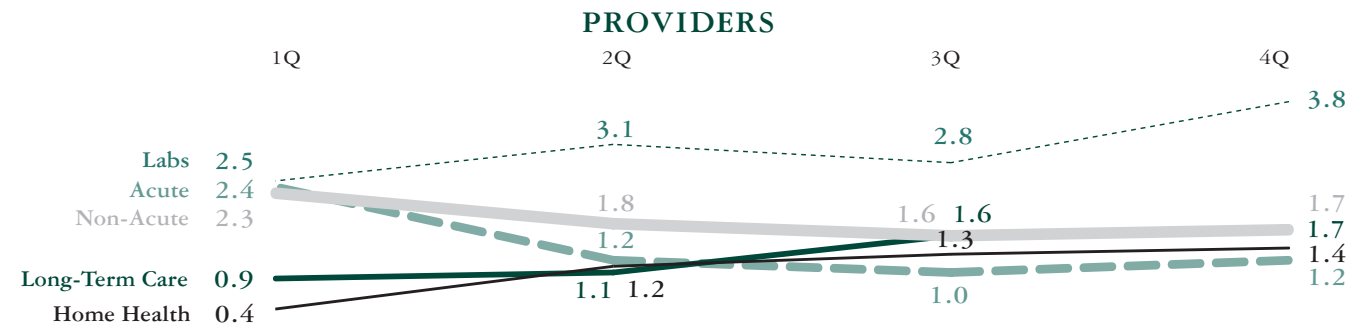
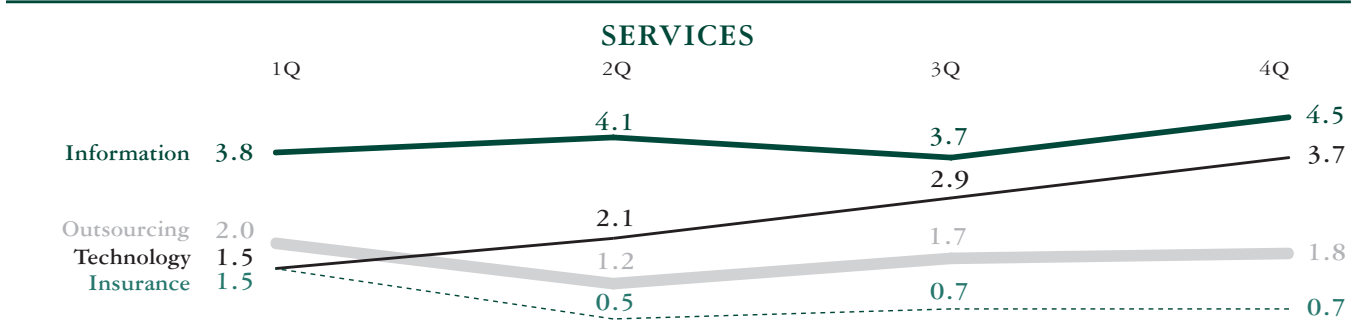
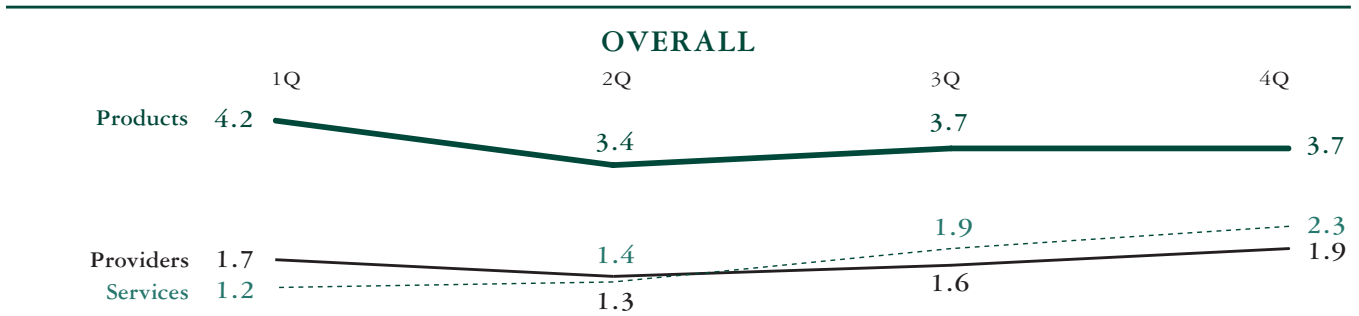


Public Companies M&A Transactions

\*Devices: Clinical M&A EBITDA Multiple: 24.6x

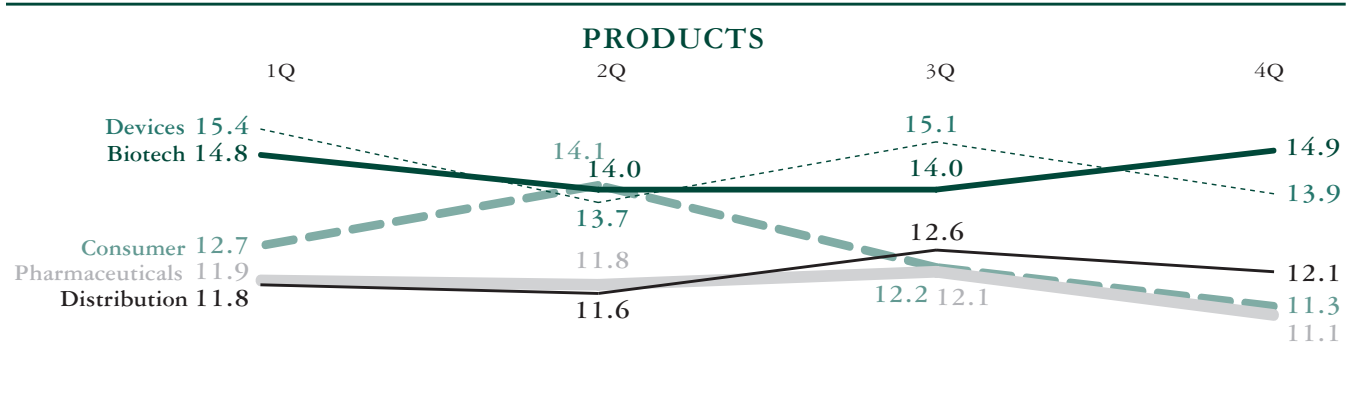
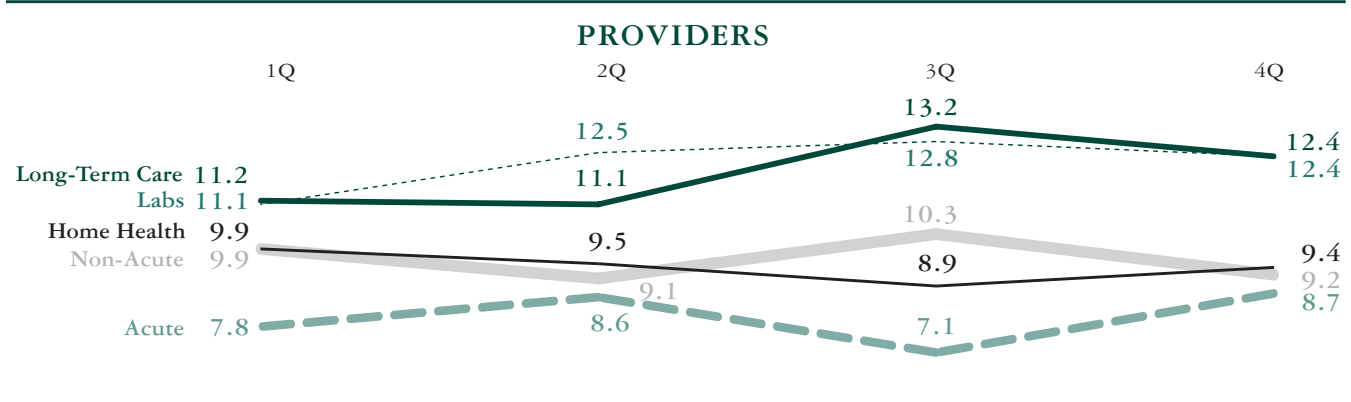
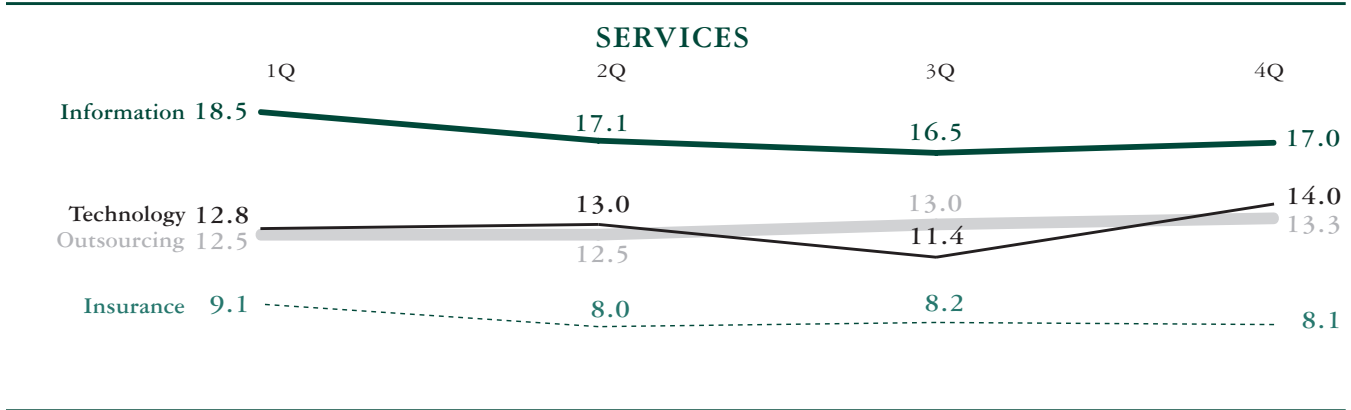
# HEALTHCARE OVERVIEW

## 2007 MEAN PUBLIC COMPANY REVENUE MULTIPLES



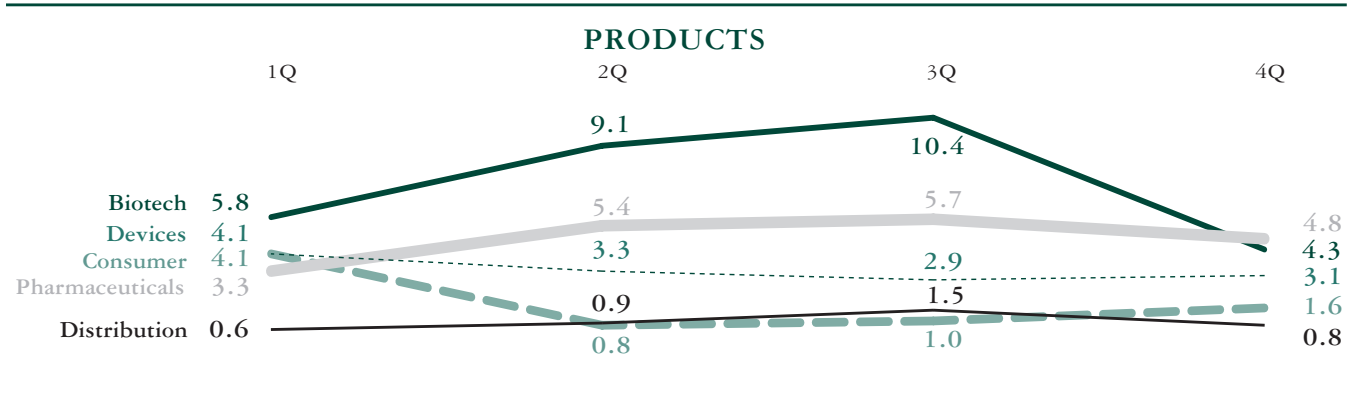
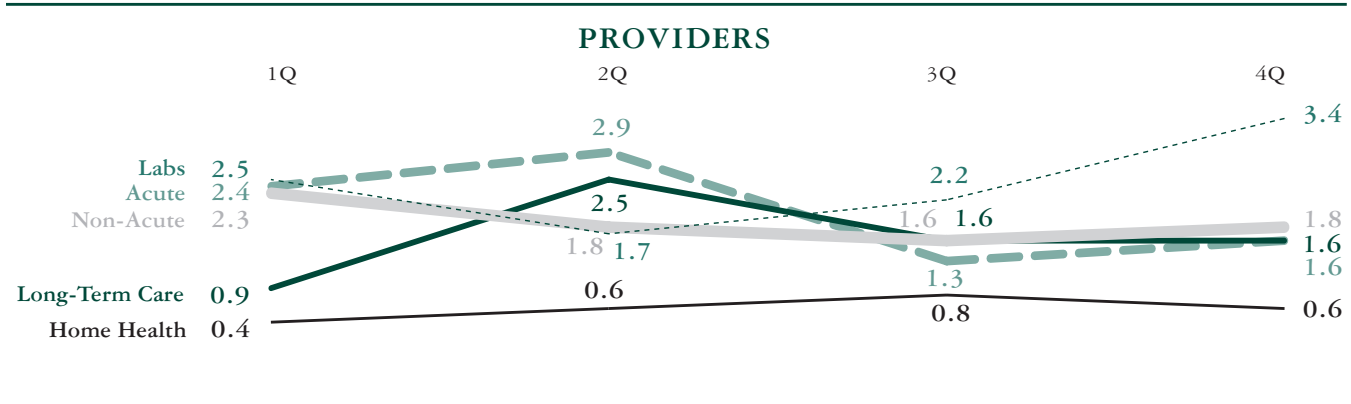
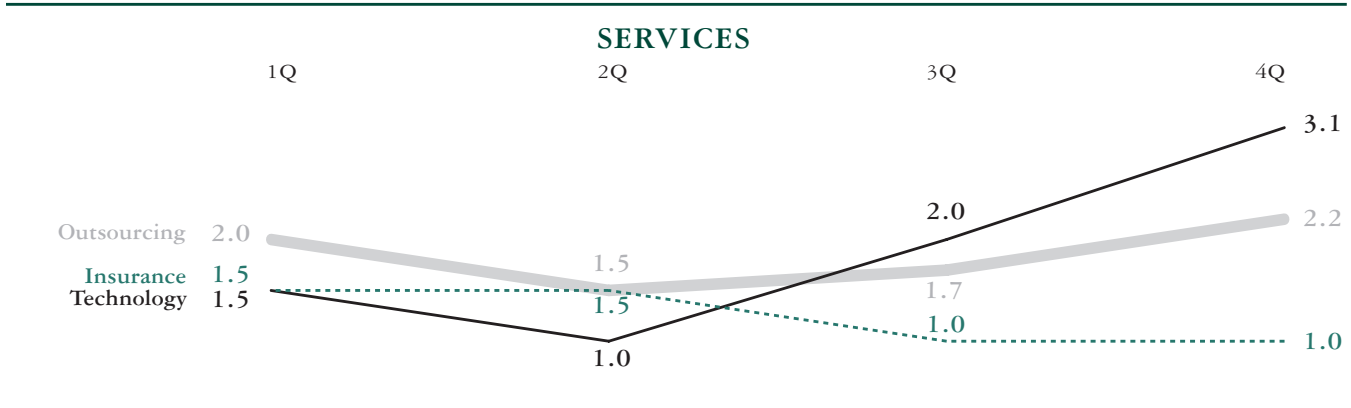
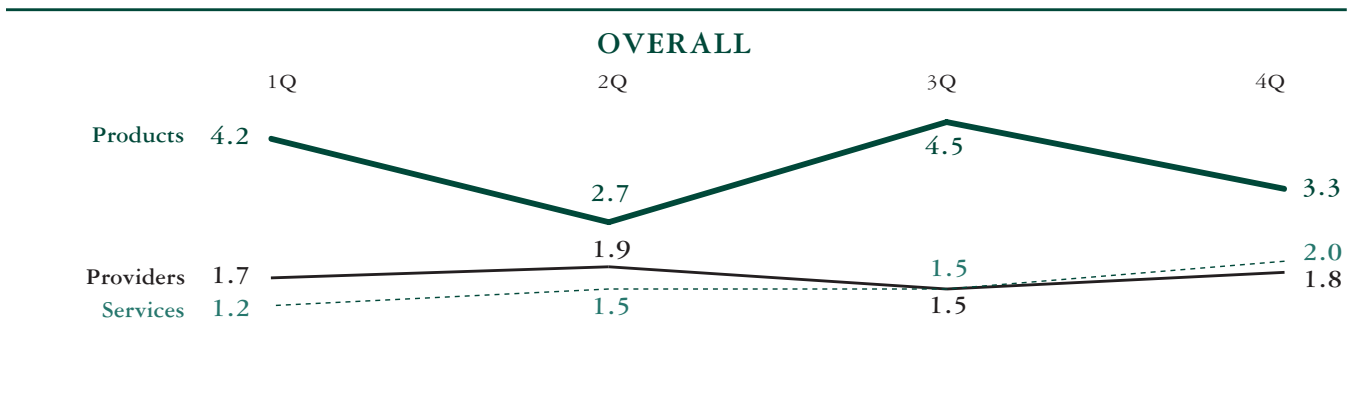
# HEALTHCARE OVERVIEW

## 2007 MEAN PUBLIC COMPANY EBITDA MULTIPLES



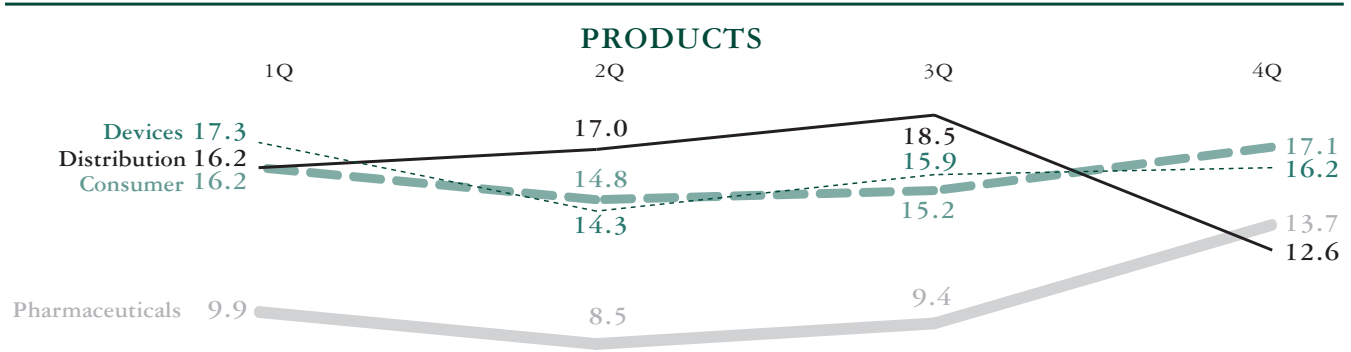
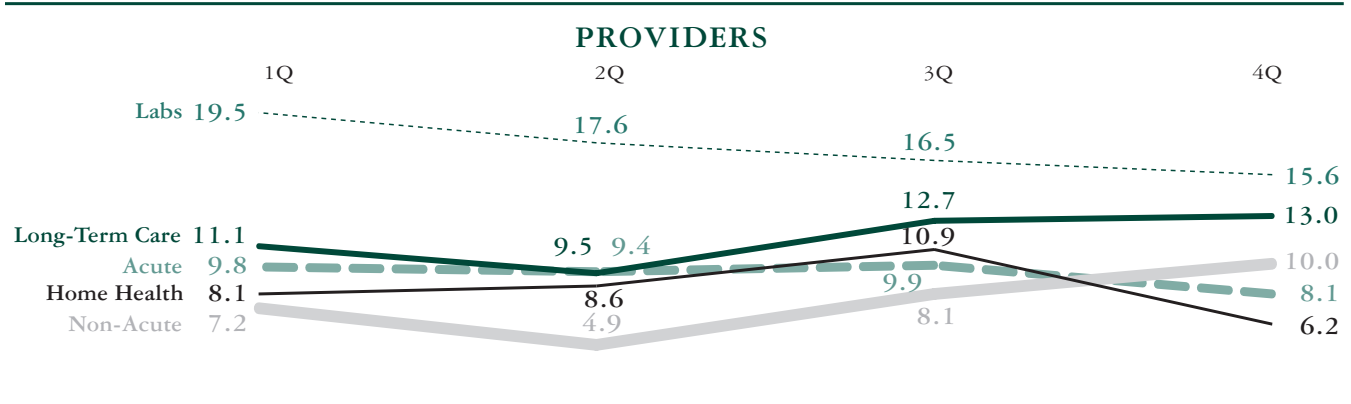
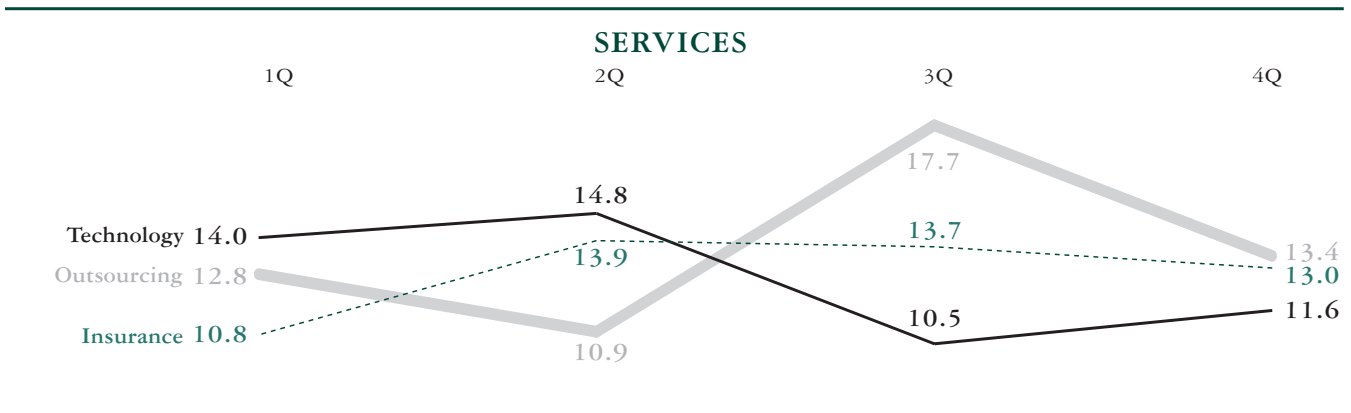
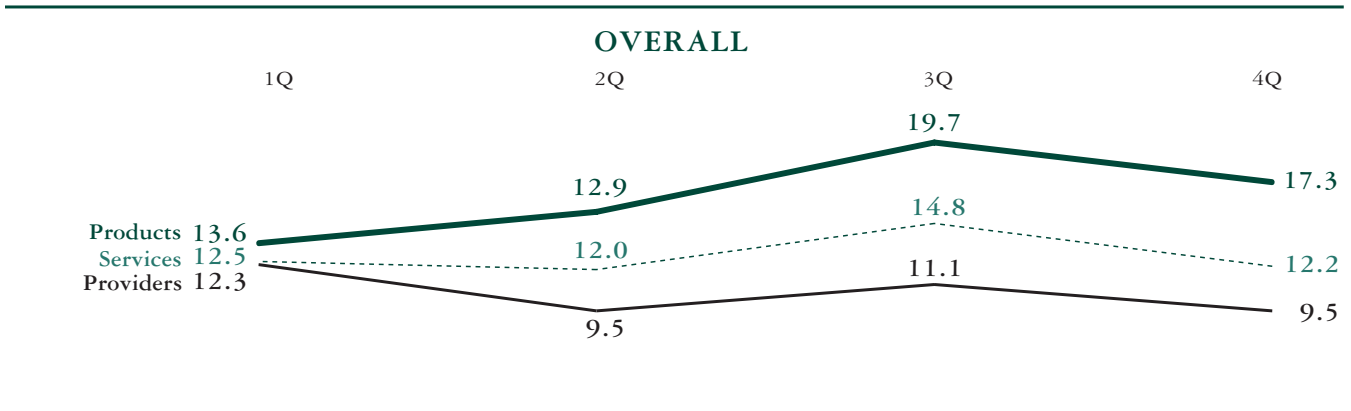
# HEALTHCARE OVERVIEW

2007 MEAN M&A REVENUE MULTIPLES



# HEALTHCARE OVERVIEW

2007 MEAN M&A EBITDA MULTIPLES



# ANALYSIS OF SELECTED HEALTHCARE MERGER & ACQUISITION TRANSACTIONS<sup>3</sup> FOURTH QUARTER (OCTOBER 1–DECEMBER 31, 2007)

(\$ millions Except Per Share Data)

Date	Acquirer/ Target	Price	Target Revenue	Target EBITDA <sup>2</sup>	Price/ Revenue	Price/ EBITDA <sup>2</sup>	Target Description
<b>SERVICES — INSURANCE</b>							
Announced	Alliance HealthCard, Inc. (OTCBB:ALHC) / HealthExtras, Inc., Supplemental Benefits Business	NA	NA	NA	NA	NA	Comprises accidental disability benefits, accidental death and dismemberment benefits, and emergency accident and sickness medical benefits. HealthExtras, Inc. is based in Rockville, Maryland.
12/4/07	Caresource Management Group, Co. / Community Choice Michigan	NA	NA	NA	NA	NA	A nonprofit Medicaid managed health care plan for Medicaid consumers in Michigan.
Announced	CIGNA Corp. (NYSE:CI) / Great-West Healthcare, Inc.	\$1,500.0	NA	NA	NA	NA	Operates as an employer benefits provider specializing in self-funding and health care management solutions in the United States.
10/1/07	HealthSpring Inc. (NYSE:HS) / Leon Medical Centers Health Plans, Inc.	\$312.9	\$300.9	\$31.2	1.0x	10.0x	Operates as a Medicare contracted health management organization in Florida.
Announced	Highmark Inc. / Independence Blue Cross (Merger)	NA	NA	NA	NA	NA	Merger will create the largest health insurer in Pennsylvania, providing health care coverage for about 8 million people.
10/1/07	Humana Inc. (NYSE:HUM) / CompBenefits Corporation	\$628.0	\$345.0	\$37.0	1.8x	17.0x	Provides dental and vision care benefit plans in the United States.
11/30/07	Humana Inc. (NYSE:HUM) / KMG America Corp.	\$161.0	\$201.3	\$7.0	0.8x	22.9x	Engages in underwriting and selling life and health insurance products in the United States.
11/1/07	Molina Healthcare Inc. (NYSE:MOH) / Alliance For Community Health, LLC	\$79.0	\$166.7	\$18.4	0.5x	4.3x	A medicaid health management organization that provides medical care and treatment services for patients Missouri and Illinois.
Announced	Munich Reinsurance America, Inc / Sterling Life Insurance Company	\$352.0	NA	NA	NA	NA	Provides insurance plans to cover health, life, and prescription drug insurance needs of medicare beneficiaries and other mature adults in the United States.
Announced	National Benefit Resources, Inc. / Hartford Financial Services Group, Medical Stop Loss Insurance Business	NA	NA	NA	NA	NA	Offers stop loss medical insurance services. The business allows self-funded employers to protect themselves from large claims incurred by an individual employee or dependent.
10/9/07	The Amacore Group, Inc. (OTCBB:ACGI) / LifeGuard Benefits Services, Inc.	\$2.8	\$4.7	NA	0.6x	NA	Administrator and wholesaler of health benefit services available in today's marketplace.
Announced	United HealthCare Services, Inc. / Fiserv Health, Inc.	\$775.0	\$775.0	NA	1.0x	NA	Provides an array of integrated health plan management, claims processing, and administration services for self-funded medical, dental, vision, and disability plans in the United States.
Announced	UnitedHealth Group (NYSE:UNH) / Sierra Health Services, Inc. (NYSE:SIE)	\$2,391.3	\$1,646.4	\$222.3	1.5x	10.8x	Provides and administers the delivery of managed health care programs for employers, government programs, and individuals in the United States.
10/1/07	Viant, Inc. / Texas True Choice, Inc.	\$54.0	NA	NA	NA	NA	Operates as preferred provider organization networks.
<b>MEAN (Insurance)</b>					<b>1.0x</b>	<b>13.0x</b>	
<b>MEDIAN (Insurance)</b>					<b>1.0x</b>	<b>10.8x</b>	

Date	Acquirer/ Target	Price	Target Revenue	Target EBITDA <sup>2</sup>	Price/ Revenue	Price/ EBITDA <sup>2</sup>	Target Description
<b>SERVICES — TECHNOLOGY</b>							
Announced	Agilent Technologies Inc. (NYSE:A) / Velocity 11	NA	NA	NA	NA	NA	Designs and develops automation solutions for life science automation applications.
Announced	Claimsnet.com Inc. (OTCBB:CLAI) / Acceptius, Inc.	NA	NA	NA	NA	NA	Provides claims capture, document management, data extraction, edit and audit, electronic data interchange, and automated claims repricing system.
Announced	Computer Sciences Corp. (NYSE:CSC) / First Consulting Group Inc. (NasdaqNM:FCGI)	\$273.1	\$282.7	\$26.1	1.0x	10.5x	Provides outsourcing, consulting, systems implementation and integration, consulting, software development, staff augmentation, and research services to clients in North America, Europe, and Asia.
12/19/07	Elsevier B.V. / Clinical Practice Model Resource Center, Inc.	\$25.0	NA	NA	NA	NA	Designs and develops documentation software for the healthcare industry.
10/10/07	Insurance Services Office, Inc. / Healthcare Insights LLC	NA	NA	NA	NA	NA	Provides business decision support software and service solutions for the healthcare industry.
Announced	Koninklijke Philips Electronics NV (ENXTAM:PHIA) /VISICU, Inc. (NasdaqNM:EICU)	\$266.8	\$35.7	\$8.6	NM	NM	Operates as a healthcare information technology and clinical solutions company in the United States.
Announced	McKesson Corp. (NYSE:MCK) / Awarix, Inc.	NA	NA	NA	NA	NA	Offers enterprise patient care visibility system, a health care technology that provides hospitals a communication platform to deliver information in the patient care process.
11/19/07	MDI Technologies Inc. / Achieve Healthcare Technologies	\$34.0	NA	NA	NA	NA	Provides software systems and services to sub-acute, long-term care, skilled nursing, assisted living, and continuing care retirement facilities and communities in the United States.
Announced	Medical Information Technology Inc./ Patient Care Technologies, Inc.	NA	NA	NA	NA	NA	Provides integrated home care, hospice, telehealth, private duty, and benchmarking software to home care agencies in the United States and Canada.
10/31/07	Mediware Information Systems Inc. (NasdaqSC:MEDW) /Integrated Marketing Solutions, LLC	\$5.9	NA	NA	NA	NA	Provides blood center recruitment and operational software and services.
10/2/07	Nuance Communications, Inc. (NasdaqNM:NUAN) / Commissure Inc.	NA	NA	NA	NA	NA	A medical imaging software company that provides speech-enabled radiology software.
11/2/07	Nuance Communications, Inc. (NasdaqNM:NUAN) /Vocada, Inc.	\$45.0	NA	NA	NA	NA	Provides solutions for critical test results management. It offers Veriphy, an enterprise solution that automates the distribution of critical test results from hospital diagnostic departments to ordering clinicians.
12/14/07	Ocimum Biosolutions, Ltd. / Gene Logic Inc., Genomics Business	\$10.2	NA	NA	NA	NA	Consists of knowledge Products business which is a databases of human biology namely BioExpress and response to treatment ToxExpress which integrates with the Genesis software system and expands through web-enabled products like Ascenta, Sciantis and ToxShield.
11/5/07	Patterson Companies Inc. (NasdaqNM:PDCO) / APS Professional Systems, Inc.	NA	NA	NA	NA	NA	Offers physical therapy office system, a software management system for physical therapists in the United States.
Announced	Philips Medical Systems / XIMIS, Inc.	NA	NA	NA	NA	NA	Designs and delivers information management healthcare technology solutions for practice management, administration, and billing activities.
10/12/07	Primus, National City Equity Partners, LLC, LMS Capital plc (AIM:LMS) / Healthcare Management Systems, Inc.	NA	NA	NA	NA	NA	Engages in the development, sale, and support of integrated hospital information systems for community and specialty hospitals in the United States.
10/3/07	Quovadx Inc. / HEALTHvision, Inc.	NA	NA	NA	NA	NA	Engages in the development of Web based solutions and applications, and provision of consulting services to the healthcare organizations in the United States.
10/16/07	Riverside Partners LLC / New England Precision Grinding and Accu-Met Laser	NA	NA	NA	NA	NA	Provides wire products for medical sciences.
12/19/07	Robert Bosch GMBH / Health Hero Network, Inc.	NA	NA	NA	NA	NA	Develops and markets technology solutions for health monitoring and management.
Announced	Sandata Technologies, Inc./ Dataline, Inc.	NA	NA	NA	NA	NA	Provides application programming, online computer services, and back-office support services to the social services/health care marketplace.

Date	Acquirer/ Target	Price	Target Revenue	Target EBITDA <sup>2</sup>	Price/ Revenue	Price/ EBITDA <sup>2</sup>	Target Description
Announced	TELUS Corporation (TSX:T) / Emergis Inc. (TSX:EME)	\$684.1	\$187.4	\$42.2	3.7x	16.2x	Operates as an Information technology company that focuses on the health and financial services sectors primarily in Canada and the United States.
Announced	Trustcash Holdings, Inc. / Paivis Corp. (OTCBB:PAVC)	NA	NA	NA	NA	NA	Delivers application/value-added services in the prepaid services market.
10/11/07	Vista Equity Partners / Misys Healthcare Systems Inc., Diagnostic Information business	\$381.5	\$162.8	\$47.4	2.3 x	8.0x	Engages in the development and licensing of software products and solutions for banking and healthcare markets worldwide.
10/11/07	Vista Equity Partners / Sunquest Information Systems Inc.	\$381.5	\$80.0	NA	4.8x	NA	Designs, develops, and supports information products for hospitals and laboratories in the United States and internationally.
11/5/07	Zimmer Holdings Inc. (NYSE:ZMH) / ORTHOsoft Inc.	\$48.5	\$12.7	NA	3.8x	NA	Engages in the development and integration of medical software that provides technological solutions for computer assisted surgery to hospitals and surgeons worldwide.
<b>MEAN (Technology)</b>					<b>3.1x</b>	<b>11.6x</b>	
<b>MEDIAN (Technology)</b>					<b>3.7x</b>	<b>10.5x</b>	

### SERVICES — OUTSOURCING

10/17/07	Accentia Technologies Ltd. (BSE:531897) / Denmed Transcription	\$3.0	\$1.5	NA	2.0x	NA	Provides medical transcription services for hospitals in Oregon and California.
10/1/07	Access Plans USA, Inc. (NasdaqSC:AUSA) / Protective Marketing Enterprises, Inc.	\$1.3	\$7.0	NA	0.2x	NA	Operates as a discount medical plan company.
10/1/07	Air Methods Corporation (NasdaqNM:AIRM) / FSS Airholdings, Inc.	\$25.0	\$125.0	NA	0.2x	NA	Operates air medical services helicopters in the United States.
11/1/07	Amerigroup Tennessee Inc. / Memphis Managed Care Corporation	\$12.0	NA	NA	NA	NA	Provides wellness and disease management programs to physicians. It provides TLC family care healthplan, which is for health care needs.
Announced	AMS Homecare Inc. (OTCPK:AHCK.F) / TOTALtrak Global	NA	NA	NA	NA	NA	Asset Management Company utilizing radio frequency identification and multi-range technologies, global positioning technologies and advanced programming.
Announced	Avestha Gengraine Technologies Pvt Ltd. / Renaissance Herbs, Inc.	NA	NA	NA	NA	NA	Conducts R&D on botanical health care products.
12/18/07	Bupa / Health Dialog Services Corporation	NA	NA	NA	NA	NA	Provides care management and analytic services in the United States.
Announced	CBIZ Inc. (NYSE:CBZ) / Healthcare Business Resources, Inc.	NA	NA	NA	NA	NA	Operates as an emergency medicine billing company.
10/12/07	Celera Group (NYSE:CRA) / Berkeley HeartLab, Inc.	\$195.0	NA	NA	NA	NA	Provides cardiovascular disease management solutions. It also provides proprietary LDL and HDL tests, as well as various other tests associated with cardiovascular disease.
10/30/07	Chiltern International, Inc. / Clinical Trial Management Services, Inc.	NA	NA	NA	NA	NA	Provides clinical research services.
Announced	Coalition America, Inc. / ProxyMed, Inc., National Preferred Provider Network	\$23.5	NA	NA	NA	NA	Offer health plan management solutions which include medical claims cost containments for health, workers compensation, and auto industries.
11/16/07	Cognizant Technology Solutions Corp. (NasdaqNM:CTSH) / marketRx, Inc.	\$135.0	NA	NA	NA	NA	Provides sales and marketing solutions to pharmaceutical and biotechnology companies.
12/13/07	Crestview Advisors, LLC / ValueOptions, Inc.	\$223.4	NA	NA	NA	NA	Provides managed behavioral healthcare services in disease management for mental health and chemical dependency diagnoses.
Announced	Diamond Castle Holdings, LLC / Managed Healthcare Associates, Inc.	NA	NA	NA	NA	NA	Provides contract purchasing services to long-term care (LTC) pharmacies in United States.
10/26/07	Ebenefitsdirect, Inc. (OTCPK:EBFD) / Benefits Processing Corp.	NA	NA	NA	NA	NA	Provides virtual payment systems for healthcare membership/benefits markets.
Announced	Entelos, Inc. (AIM:ENTL) / Iconix Biosciences, Inc.	\$32.9	\$4.9	NA	6.7x	NA	Operates in the field of toxicogenomics, the integration of chemistry and genomics to profile drug candidates in the United States.
11/28/07	eResearch Technology Inc. (NasdaqNM:ERES) / Covance Cardiac Safety Services, Inc.	\$49.2	\$18.9	NA	2.6x	NA	Offers cardiac safety services.
10/11/07	Express Scripts Inc. (NasdaqNM:ESRX) / ConnectYourCare, Inc.	NA	NA	NA	NA	NA	Provides consumer-directed healthcare (CDH) solutions.
Announced	Future Healthcare Corp. (OTCPK:FHCI) / Intervent USA, Inc.	NA	NA	NA	NA	NA	Provides access to lifestyle management and cardiovascular risk reduction programs.

Date	Acquirer/ Target	Price	Target Revenue	Target EBITDA <sup>2</sup>	Price/ Revenue	Price/ EBITDA <sup>2</sup>	Target Description
10/11/07	GE Healthcare Ltd. / Dynamic Imaging, LLC	NA	NA	NA	NA	NA	Offers image and information management solutions.
12/13/07	Genstar Capital, LLC / PRA International, Inc.	\$754.8	\$381.2	\$45.0	2.0x	16.8x	Assists pharmaceutical and biotechnology companies in developing drug compounds, biologics, and drug delivery devices.
Announced	Global Energy Resources Inc. (OTCPK:GERI) / Patient Access Solutions, Inc.	NA	NA	NA	NA	NA	Provides business process and systems solutions in healthcare provider, hospital, and dental offices.
10/8/07	Health Management Systems, Inc. / Permedion	NA	NA	NA	NA	NA	Provides external medical peer reviews and independent health care review services for government agencies and large health care providers.
Announced	Hellman & Friedman, LLC/ Sheridan Healthcare, Inc.	NA	NA	NA	NA	NA	Provides physician services to hospitals, ambulatory surgical facilities, and office based settings in a variety of medical specialties.
10/2/07	InfoLogix, Inc. (NasdaqSC:IFLG) / Healthcare Informatics Associates	NA	NA	NA	NA	NA	A privately held management and consulting firm and systems integrator.
11/16/07	Inverness Medical Innovations Inc. (AMEX:IMA) /Alere Medical, Inc.	\$302.1	\$77.0	NA	3.9x	NA	Provides disease management services in the United States.
Announced	Ivoice Inc. (OTCBB:IVOI)/ Spectrum BioScience, Inc.	NA	NA	NA	NA	NA	Automates manual processes and integrates sample management solutions involved in drug discovery for pharmaceutical and biotechnology companies.
10/15/07	Kilmer Capital Partners / Algorithme Pharma, Inc.	NA	NA	NA	NA	NA	Provides contractual clinical research and biopharmaceutical analysis services to the pharmaceutical industry.
Announced	Mirrus Systems Inc. / AMSplus Inc.	\$12.5	\$13.8	\$0.9	0.9x	13.4x	Provides medical billing and practice management services.
Announced	NeoStem Inc. (AMEX:NBS) / UTEK Corp. (AMEX:UTK) - Stem Cell Technologies, Inc.	NA	NA	NA	NA	NA	Provides life sciences and clinical research management services.
Announced	Oleen Healthcare Information Management, Inc. / Pinnacle Healthcare Consulting, LLC	NA	NA	NA	NA	NA	Provides services including: executive management, strategic planning, operations and project management, business process reengineering, provider network development, executive search, and HIPAA.
10/2/07	Orion International / Cumberland Therapy Services, Inc.	NA	NA	NA	NA	NA	Provides professional services and staffing for the institutions and facilities.
10/26/07	Paramount Acquisition Corp. (OTCBB:PMQC)/ B. J. K., Inc.	\$241.8	\$272.0	\$24.0	0.9x	10.1x	Provides institutional pharmacy services to serve the pharmaceutical needs of the long term care industry in the state of New York.
Announced	PrimaCare Corporation / Florida Medical Resources Management, LLC	NA	NA	NA	NA	NA	Provides medical services management and is based in Miami, Florida.
Announced	PrimaCare Corporation / Medical Resources, LLC	NA	NA	NA	NA	NA	Offers healthcare services and staffing through approximately 30 medical clinics.
Announced	Principal Financial Group Inc. (NYSE:PFG) / Diversified Dental Services, Inc.	NA	NA	NA	NA	NA	Operates as a dental preferred provider organization.
Announced	Providence Service Corp. (NasdaqNM:PRSC) / Logisticare, Inc.	\$260.1	\$0.8	NA	0.8x	NA	Provides transportation management solutions in United States.
Announced	QPS, LLC. / Bio-Kinetic Clinical Applications, Inc.	NA	NA	NA	NA	NA	Provides phase I clinical study services.
12/3/07	Riordan, Lewis & Haden / maxIT Healthcare, LLC	NA	NA	NA	NA	NA	Provides IT consulting and staffing solutions for healthcare providers.
11/10/07	Spectrum Equity Investors / QTC Management, Inc.	\$270.0	NA	NA	NA	NA	Provides examination services and technology to the medical and disability communities.
Announced	Stericycle Inc. (NasdaqNM:SRCL) / MedSolutions Inc.	\$58.8	\$14.2	\$1.3	4.1x	NM	Provides waste management outsourcing solutions in Texas, Oklahoma, Louisiana, and Kansas.
10/3/07	Thermo Fisher Scientific, Inc. (NYSE:TMO) / Priority Solutions International, Inc.	NA	NA	NA	NA	NA	Provides pharmaceutical and healthcare manufacturers with regulatory compliant distribution services, including controlled substances and emergency response services.
10/30/07	U.S. Healthworks, Inc. / Trinity Occupational Health Management, Inc.	NA	NA	NA	NA	NA	Offers treatment of work related injuries, and alcohol and drug screening services.
10/15/07	United Drug plc (ISE:UN6A) / Alliance Healthcare Information, Inc.	\$10.5	NA	NA	NA	NA	Provides services to the pharmaceutical, healthcare, medical device, and private and government companies in the United States.
10/2/07	US Preventive Medicine, Inc. / Specialty Disease Management Services, Inc.	NA	NA	NA	NA	NA	Provides disease management programs and consulting services.

Date	Acquirer/ Target	Price	Target Revenue	Target EBITDA <sup>2</sup>	Price/ Revenue	Price/ EBITDA <sup>2</sup>	Target Description
10/2/07	Vision-Sciences Inc. (NasdaqSC:VSCI) / BEST Dysphagia Management Services, Inc.	NA	NA	NA	NA	NA	Provides bedside endoscope swallowing test services to patients and healthcare service providers in the United States.
Announced	Visualant Inc. (OTCBB:VSUL)/ RATLab Acquisition, Inc.	\$1.8	NA	NA	NA	NA	Engages in biological research.
10/11/07	XTend Medical Corp. (OTCPK:XMDC) / Medical Cost Management, Inc.	\$1.6	NA	NA	NA	NA	Provides care management solutions for self-funded plans, Taft Hartley trusts, associations, and claim payers.
<b>MEAN (Outsourcing)</b>					<b>2.2x</b>	<b>13.4x</b>	
<b>MEDIAN (Outsourcing)</b>					<b>2.0x</b>	<b>13.4x</b>	

### SERVICES — INDIA-BASED OUTSOURCING

10/15/07	3i Infotech Ltd/ J&B Software	\$25.3	\$25.0	\$3.8	1.0x	6.6x	Provides automated electronic payment transactions processing and managing systems solutions, and integration services.
Announced	HCL Technologies Ltd. (BSE:532281) / HCL EAI Services, Ind.	NA	NA	NA	NA	NA	Provides enterprise application integration services to healthcare, retail, telecommunication, and wireless community markets internationally. It offers outsourcing services in the areas of application development, migration and re-engineering, and renovation; and system software.
11/2/07	Prithvi Information Solutions / Agadia Systems	\$4.5	\$1.9	NA	2.4x	NA	Engages in the prior authorization management of prescription drugs, radiology and medical services, and durable medical equipment.
Announced	Satyam Computer Services Ltd. (BSE:500376) / Nitor Global Solutions Limited	\$5.6	NA	NA	NA	NA	Operates as a professional services consultancy
12/19/07	Healthnostics, Inc. (OTCPK:HNSO) / MedNets, Inc.	NA	NA	NA	NA	NA	Offers Online Healthcare Information Directory (HID) services.
<b>MEAN (India-Based Outsourcing)</b>					<b>1.7x</b>	<b>6.6x</b>	
<b>MEDIAN (India-Based Outsourcing)</b>					<b>1.7x</b>	<b>6.6x</b>	

### SERVICES — INFORMATION

12/10/07	Focused Health Solutions, Inc. / The Good Health Company	NA	NA	NA	NA	NA	The Good Health Company provides healthcare services. The company was founded in 1980 and is based in Lexington, Kentucky. As of December 10, 2007, The Good Health Company is a subsidiary of Focused Health Solutions, Inc.
12/19/07	Healthnostics, Inc. (OTCPK:HNSO) / MedNets, Inc.	NA	NA	NA	NA	NA	Offers Online Healthcare Information Directory (HID) services.
12/5/07	Revolution Health Networks / HealthTalk, Inc.	NA	NA	NA	NA	NA	Operates an Internet-based health information network for patients and caregivers facing serious diseases and health conditions.
<b>MEAN (Information)</b>					<b>NA</b>	<b>NA</b>	
<b>MEDIAN (Information)</b>					<b>NA</b>	<b>NA</b>	
<b>MEAN (Services)</b>					<b>2.0x</b>	<b>12.2x</b>	
<b>MEDIAN (Services)</b>					<b>1.5x</b>	<b>10.6x</b>	

Date	Acquirer/ Target	Price	Target Revenue	Target EBITDA <sup>2</sup>	Price/ Revenue	Price/ EBITDA <sup>2</sup>	Target Description
<b>PROVIDERS — LABS</b>							
Announced	Caris Diagnostics, Inc. / Molecular Profiling Institute, Inc.	\$40.0	\$7.0	NA	5.7x	NA	Provides testing facilities, prognostic testing services, and resources for genomic and proteomic profiling, and treatment of cancer.
Announced	Exigon A/S (CPSE:EXQ) / Oncotech, Inc.	\$44.9	NA	NA	NA	NA	Provides molecular oncology testing services to hospitals in the United States and Europe.
Announced	Inverted Paradigms Corp. (OTCPK:IVPC)/ First Link Medical, LLC	NA	NA	NA	NA	NA	Provides laboratory blood and medical testing services. It offers various medical, laboratory screening, and blood testing packages.
10/18/07	Kedrion S.p.A. / Life Therapeutics, 2 plasma collection centers	\$10.0	NA	NA	NA	NA	Consists of two plasma collection and donor centres located in Pensacola, Florida and Mobile, Alabama.
10/31/07	Laboratory Corp. of America Holdings (NYSE:LH) / PA Labs LLC	NA	NA	NA	NA	NA	Operates as an independent hospital laboratory in the United States.
Announced	Laboratory Corp. of America Holdings (NYSE:LH)/DSI Laboratories, Inc.	NA	NA	NA	NA	NA	Provides testing support to hospitals and other physician clients.
11/30/07	LABS, Inc. / Laboratories at Bonfils	NA	NA	NA	NA	NA	Provides laboratory testing services for infectious disease markers, microbiology, and immunogenetics.
Announced	Octapharma AG / Life Sera Inc.	\$50.0	NA	NA	NA	NA	Engages in plasma collection and distribution. It develops a donor recruitment and management system to manufacture life-saving therapies. The company also offers various plasma products, laboratory services, and red blood cell immunization program.
10/31/07	Orchid Cellmark Inc. (NasdaqNM:ORCH) / Reliogene Technologies, Inc.	\$8.4	\$7.5	NA	1.1x	NA	Operates as a DNA laboratory and research facility.
10/4/07	Thompson Street Capital Partners, L.L.C., England & Company, LLC / DCL Medical Laboratories, Inc.	NA	NA	NA	NA	NA	Offers anatomic and molecular pathology services to clinical trials clients.
Announced	United Dynacare LLC / Midwest Clinical Laboratories	NA	NA	NA	NA	NA	Midwest Clinical Laboratories operates as a full service reference laboratory in the southeastern Wisconsin.
<b>MEAN (Labs)</b>					<b>3.4x</b>	<b>NA</b>	
<b>MEDIAN (Labs)</b>					<b>3.4x</b>	<b>NA</b>	

<b>PROVIDERS — HOME HEALTH</b>							
Announced	Amedisys, Inc. (NasdaqNM:AMED) / Dyna Care Health Ventures	NA	NA	NA	NA	NA	Provides home health care services.
11/21/07	Angelo, Gordon & Co. / National Home Health Care Corp.	\$53.2	\$106.9	\$8.5	0.5x	6.2x	Provides home health care and staffing services primarily in the northeast part of the United States.
12/3/07	Apria Healthcare Group Inc. (NYSE:AHG) / Coram, Inc.	\$350.0	\$500.0	NA	0.7x	NA	Provides home infusion services and specialty pharmacy distribution in the United States.
Announced	Banner Health Arizona / Sun Health Corporation (Merger)	NA	NA	NA	NA	NA	Offers residential and home-delivered healthcare and related services to west Valley communities.
11/1/07	Beecken Petty O'Keffe & Company / Maverick Healthcare, Inc.	NA	NA	NA	NA	NA	Offers various respiratory therapy, home infusion therapy, and home medical equipment services.
11/29/07	Harden Healthcare LLC / Girling Health Care, Inc.	NA	NA	NA	NA	NA	Offers home healthcare, hospice and palliative care, disease management programs, and community care services.
Announced	LHC Group, Inc. (NasdaqNM:LHCG) / Extencare of West Tennessee, Inc.	NA	NA	NA	NA	NA	Owns and operates four home health agencies in Jackson, Union City, Paris and Henderson, Tennessee.
11/6/07	LivHome, Inc. / Heritage Homecare Services, Inc.	NA	NA	NA	NA	NA	Offers nursing; speech, occupational, and physical therapies; and home health aide services.
Announced	MedcoHealth Solutions Inc. (NYSE:MHS) / Critical Care Systems, Inc.	NA	NA	NA	NA	NA	One of the country's largest providers of home-based and outpatient infusion services.
<b>MEAN (Home Health)</b>					<b>0.6x</b>	<b>6.2x</b>	
<b>MEDIAN (Home Health)</b>					<b>0.6x</b>	<b>6.2x</b>	

Date	Acquirer/ Target	Price	Target Revenue	Target EBITDA <sup>2</sup>	Price/ Revenue	Price/ EBITDA <sup>2</sup>	Target Description
<b>PROVIDERS — NON-ACUTE</b>							
Announced	Akron Children's Hospital / Beeghly Medical Park	NA	NA	NA	NA	NA	A comprehensive outpatient center.
11/5/07	Alliance Imaging Inc. (NYSE:AIQ) / New England Health Imaging - Houlton, LLC	\$49.0	NA	NA	NA	NA	Provides magnetic resonance imaging (MRI), computed tomography (CT), CT total body, lung screening, cardiac calcium screening, x-ray, arthrography, cardiac imaging, and breast MRI services.
11/2/07	Alliance Oncology, Inc. / Bethesda Resources, Inc., 8 Radiation Therapy Centers	NA	NA	NA	NA	NA	Consists of eight cancer centers located in Alabama, Arkansas, Mississippi and Missouri.
10/26/07	Almost Family Inc. (NasdaqNM:AFAM) / Quality of Life Holdings, Inc.	\$17.6	\$9.4	NA	1.9x	NA	Provides medicare services to 600 patients through its four branches located in Largo, Tampa, New Port Richey and Brooksville.
Announced	AltaMed Health Services Corporation / Community Care Health Centers	NA	NA	NA	NA	NA	Operates a community clinic network in Orange County, California.
12/18/07	Ambulatory Services of America Inc. / Innovative Dialysis Systems, Inc.	\$123.5	NA	NA	NA	NA	Develops, operates, and manages dialysis programs.
Announced	Aurora Health Care, Inc. / Advanced Healthcare (Merger)	NA	NA	NA	NA	NA	Operates as a physician-led, multi-specialty clinic group in southeastern Wisconsin. The company offers breathe easy classes to control asthma; healthy living programs and resources; and conducts clinical research studies.
Announced	Avastra Ltd. (ASX:AVS)/ somniTech, Inc., somniCare, Inc. and somniSchool, Inc.	\$3.7	\$9.0	NA	0.4x	NA	Offers sleep testing and diagnosis services, specializes in the distribution of home medical equipment for patients with sleep and respiratory disorders and provides educational and training services to professionals serving the sleep disorder market.
10/1/07	Banner Health / Arizona Medical Clinic Ltd.	NA	NA	NA	NA	NA	Anticoagulation clinic.
10/5/07	Children's Behavioral Health, Inc. / Family and Children's Services, Inc.	\$10.0	NA	NA	NA	NA	Provides home and school based behavioral health rehabilitation services to adolescents.
Announced	CML Healthcare Income Fund (TSX:CLC.UN) / North York Diagnostic Imaging, Inc.	NA	NA	NA	NA	NA	Provides medical imaging services. The company is based in North York, Canada.
Announced	CML Healthcare Income Fund (TSX:CLC.UN) / Quality Medical Imaging, Inc.	NA	NA	NA	NA	NA	Owns and operates medical imaging clinics. Quality Medical Imaging, Inc. is based in Toronto, Canada.
Announced	CNS Response, Inc. (OTCBB:CNSO) / Neuro-Therapy Clinic, P.C.	NA	NA	NA	NA	NA	Engages in the testing and treatment of neuropsychiatric disorders.
12/5/07	Code Henessy & Simmons, L.L.C. / ALC-Partner, Inc.	NA	NA	NA	NA	NA	Operates as a laser hair removal company in the United States.
10/10/07	Critical Access HealthCare, LLC / Golden Plains Community Hospital	NA	NA	NA	NA	NA	Provides healthcare services.
11/1/07	Doctors Medical Center Of Modesto, Inc. / Doctor's Behavioral Health Center	\$10.9	NA	NA	NA	NA	A 67-bed psychiatric treatment facility with inpatient programs for seniors, adults, adolescents and children.
11/13/07	Dynamic Physical Therapy & Aquatic Rehabilitation Centers / Progress Physical Therapy, Inc.	NA	NA	NA	NA	NA	Provides pre- and post-operative care and treatment for sports-related injuries, orthopedic disorders, geriatric ailments, and motor vehicle and industrial injuries.
11/1/07	Ellis Hospital / Bellevue Woman's Care Center Inc.	NA	NA	NA	NA	NA	Provides healthcare services for women of all ages.
12/6/07	Essilor International (ENXTPA:EF) / Premier Optics, Inc., Gold Optical Enterprises, Inc., GK Optical, Inc.	NA	NA	NA	NA	NA	Offers optometry services.
10/23/07	Franklin & Seidelmann, LLC / APEX Radiology, Inc.	NA	NA	NA	NA	NA	Provides teleradiology solutions.
Announced	Graymark Productions Inc. (OTCBB:GRMK)/ Sleep Holdings, LLC	NA	NA	NA	NA	NA	Owns and operates seven state-of-the-art sleep centers that diagnose and treat a full range of sleep disorders ranging from insomnia to obstructive sleep apnea.
12/17/07	I-trax Inc. (AMEX:DMX) / ProFitness Health Solutions, L.L.C.	\$7.5	NA	\$0.9	NA	8.3x	Designs, develops, and delivers fitness, wellness, occupational health, case management, ergonomic, and physical therapy programs to worksite locations in North America.
Announced	Lawrence Memorial Hospital / McLouth Medical Clinic	NA	NA	NA	NA	NA	Operates as a medical clinic which provides medical and healthcare services. The clinic is based in McLouth, Kansas.

Date	Acquirer/ Target	Price	Target Revenue	Target EBITDA <sup>2</sup>	Price/ Revenue	Price/ EBITDA <sup>2</sup>	Target Description
Announced	MeritCare East Grand Forks / North Valley Family Medicine Clinic PLC	NA	NA	NA	NA	NA	A full-service clinic, offers service and diagnostic tools.
10/10/07	National Surgical Hospitals, Inc. / Sterling Ridge Surgery Center LLC	NA	NA	NA	NA	NA	Provides medical services. It offers orthopedic, podiatry, and pain management services.
11/9/07	Novant Health / MQ Associates Inc.	NA	NA	NA	NA	NA	Provides independent, fixed-site, and outpatient diagnostic imaging services to referring physicians, patients, and payors in the United States.
12/6/07	Optimal Reading Services Group, Inc. / Pin Point Radiology, LLC	NA	NA	NA	NA	NA	Provides radiological services. The company offers its services at various contracted facilities, including hospitals and imaging centers.
10/1/07	Pediatrix Medical Group, Inc. (NYSE:PDX) / Neonatologists Professional Service staff and Central Coast Maternal-Fetal Medicine, Inc.	NA	NA	NA	NA	NA	Offers high-risk obstetrics services .
11/16/07	Pediatrix Medical Group, Inc. (NYSE:PDX) / Pediatric Cardiology Associates of New Mexico	NA	NA	NA	NA	NA	Provides cardiac healthcare services.
11/2/07	Pediatrix Medical Group, Inc. (NYSE:PDX) / Desert Regional Medical Center, Desert Neonatal Medical Group	NA	NA	NA	NA	NA	A physician group practice that provides neonatal services.
Announced	PerkinElmer Inc. (NYSE:PKI) / Pediatrix Screening, Inc.	\$66.0	NA	NA	NA	NA	Provides early detection of hearing loss, metabolic, and other inherited disorders.
Announced	ProHealth Care, Inc. / Medical Associates Health Centers	\$40.0	NA	NA	NA	NA	Operates multi-specialty clinics in Waukesha, Sussex, Germantown, Menomonee Falls, and Hartford.
Announced	Radiation Therapy Services Inc. (NasdaqNM:RTSX) / Salisbury Radiation Therapy Treatment Center	\$18.6	\$6.5	NA	2.9x	NA	Offers radiation therapy services to cancer patients.
Announced	RadNet, Inc. (NasdaqNM:RDNT) / Borg Imaging Group, LLP	\$12.7	NA	NA	NA	NA	Offers diagnostic imaging services, such as MRI imaging, digital mammography, and life saving colorectal cancer screening.
10/9/07	RadNet, Inc. (NasdaqNM:RDNT) / Liberty Pacific Medical Imaging	\$2.8	NA	NA	NA	NA	Owns and operates medical diagnostic imaging centers primarily in Northern and Southern California.
Announced	RadNet, Inc. (NasdaqNM:RDNT) / Papastavros' Associates Medical Imaging LLC	\$21.6	\$24.0	NA	0.9x	NA	Provides diagnostic imaging services.
12/4/07	Renal Advantage, Inc. / RAI Care Center of Hyattsville	NA	NA	NA	NA	NA	Operates as a freestanding dialysis centre offering dialysis services.
11/13/07	Sentinel Capital Partners, L.L.C. / ReachOut Healthcare America, Inc.	NA	NA	NA	NA	NA	Provides mobile dentistry and mobile medical support services in the United States.
Announced	Sleep Holdings, Inc. (OTCPK:SLHJ) / Athens Sleep Center	\$1.7	NA	NA	NA	NA	Offers sleep-disorder solutions.
Announced	Slmc Finance Corp. / Cora Health Services, Inc.	\$46.0	NA	NA	NA	NA	Engages in the operation of a chain of rehabilitation clinics in Florida, Michigan, and Pennsylvania.
Announced	Telemedicus, Inc (OTCPK:TMDI) / My Healthy Access, Inc.	\$0.3	NA	NA	NA	NA	Provides healthcare services.
Announced	Tenet Healthcare Corporation (NYSE:THC) / Stanislaus Behavioral Health	\$10.9	NA	NA	NA	NA	A 67-bed psychiatric treatment facility with inpatient programs for seniors, adults, adolescents and children.
Announced	Triumph Healthcare LLC / Memorial Hermann Continuing Care Corporation	NA	NA	NA	NA	NA	Focuses on rehabilitation and sports medicine.
11/30/07	U.S. Healthworks, Inc. / Inland Industrial Medical Group, Inc.	NA	NA	NA	NA	NA	Provides occupational health care services to employers in United States.
Announced	Union Dental Holdings Inc. (OTCBB:UDHI) / Joseph T Jakubek, D.D.S., P.A.	NA	NA	NA	NA	NA	Offers family dental care, cosmetic dentistry, and emergency care services in Charlotte, North Carolina.
Announced	Vestar Capital Partners / Radiation Therapy Services Inc. (NasdaqNM:RTSX)	\$1,020.6	\$340.2	\$87.2	3.0x	11.7x	Provides radiation therapy services to cancer patients in the United States.
<b>MEAN (Non-Acute)</b>					<b>1.8x</b>	<b>10.0x</b>	
<b>MEDIAN (Non-Acute)</b>					<b>1.9x</b>	<b>10.0x</b>	

Date	Acquirer/ Target	Price	Target Revenue	Target EBITDA <sup>2</sup>	Price/ Revenue	Price/ EBITDA <sup>2</sup>	Target Description
<b>PROVIDERS — LONG-TERM CARE</b>							
12/21/07	Carlyle Group / Manor Care Inc.	\$5,898.9	\$3,757.3	\$454.5	1.6x	13.0x	Provides a range of health care services, including skilled nursing care, assisted living, post-acute medical and rehabilitation care, hospice care, home health care, and rehabilitation therapy services in the United States.
11/20/07	Chartwell Seniors Housing REIT (TSX:CSH.UN) / Constantia Retirement Residence	\$34.6	NA	NA	NA	NA	Offers retirement living solutions.
11/1/07	Extencare Health Services Inc. / Tendercare Michigan, Inc.	\$232.3	NA	NA	NA	NA	Provides long term care and diversified health care services.
10/1/07	Guardian Pharmacy, LLC / Colonial Health Care Services, Inc.	NA	NA	NA	NA	NA	Owens and operates a nursing home for mentally disabled patients.
Announced	Leisureworld Senior Care, L.P. / Counsel Corporation, Seven Long-Term Healthcare Homes	\$63.7	NA	NA	NA	NA	Provides services such as restorative and palliative care, rehabilitation services, occupational therapy, physiotherapy, and incontinence management.
Announced	Vincentian Collaborative System / Marian Manor Corporation	NA	NA	NA	NA	NA	Operates as a nursing facility. It offers personal, intermediate, and Alzheimer's care for adults who require assistance because of age, illness, and disability.
11/5/07	Webmedx, Inc. / Trans Healthcare, Inc.	NA	NA	NA	NA	NA	Operates skilled nursing facilities. It also engages in post-acute health care businesses.
Announced	XTend Medical Corp. (OTCPK:XMDC) / Castle Hill Retirement Village and Assisted Living	NA	NA	NA	NA	NA	Offers personal care, independent living, nutritional planning, in-home supportive, housekeeping, linen laundry, professional staffing, transportation, interior and exterior maintenance, and grounds keeping services.
<b>MEAN (Long-Term Care)</b>					1.6x	13.0x	
<b>MEDIAN (Long-Term Care)</b>					1.6x	13.0x	

<b>PROVIDERS — ACUTE</b>							
10/31/07	Baptist Memorial Health Care Corp. / NEA Medical Center	NA	NA	NA	NA	NA	Offers cancer and emergency, neurology, pulmonary rehabilitation, radiology, respiratory, and surgical services; women's center; outpatient therapy clinic; and wound clinic. It also provides health insurance and contracting arrangements to area businesses.
Announced	Capella Healthcare, Inc. / Community Health Systems, Inc. , Nine Hospitals	\$315.0	\$393.8	NA	0.8x	NA	Offers general hospital healthcare services.
Announced	Christus Santa Rosa Health Care Corporation / Mc Kenna Memorial Hospital	NA	NA	NA	NA	NA	Provides healthcare for Comal County and the surrounding area. Its services include emergency services, rehabilitation, healthlink, magnetic resonance imaging, ct services, digital mammography, bone density, pastoral care, home health, hospital directory, and wound care services.
Announced	Community Health Systems, Inc. (NYSE:CYH) / Valley Hospital & Medical Center	NA	NA	NA	NA	NA	An acute care medical facility.
Announced	Community Health Systems, Inc. (NYSE:CYH) /Deaconess Medical Center	NA	NA	NA	NA	NA	Provides healthcare services for the Spokane community and the Inland Northwest region. The company specializes in cardiology, orthopedics, neonatology, neurology, and oncology treatment.
Announced	Excelsa Health /Mercy Jeannette Hospital	\$16.0	NA	NA	NA	NA	Operates as a Catholic community hospital.
Announced	Fortis Property Group, LLC / Bayonne Medical Center Of Bayonne, N.J.	\$33.2	NA	NA	NA	NA	Provides community-based healthcare services. The company's services include surgery, radiation oncology, cardiac care, radiology, laboratory and pathology, pediatric, rehabilitation, maternal, renal care, and child health services.
Announced	Froedtert Memorial Lutheran Hospital, Inc. / Columbia St. Mary's	NA	NA	NA	NA	NA	A healthcare provider consisting of hospitals, clinics, and schools and colleges.
Announced	Good Shepherd Health System / Marshall Regional Medical Center	NA	NA	NA	NA	NA	Operates a not-for-profit hospital in northeast Texas. It offers medical/surgical, surgery, obstetrics/gynecology, critical care, emergency, full anesthesia, radiology, and diagnostic imaging services.
Announced	Great-West Healthcare, Inc. / Sebastian River Medical Center	NA	NA	NA	NA	NA	Operates as a general medical/surgical hospital.

Date	Acquirer/ Target	Price	Target Revenue	Target EBITDA <sup>2</sup>	Price/ Revenue	Price/ EBITDA <sup>2</sup>	Target Description
10/16/07	Highland Capital Management, L.P. / Cornerstone Healthcare Group	NA	NA	NA	NA	NA	Operates long term acute healthcare facility.
Announced	Integrated Healthcare Holdings Inc. (OTCBB:IHCH) / Anaheim Memorial Medical Center	\$68.0	NA	NA	NA	NA	Provides health care services. It offers general medical services, critical care, surgical services, and specialized care services.
10/1/07	INTEGRIS Health, Inc. / Seminole Medical Center	\$1.5	NA	NA	NA	NA	Operates as a hospital in Oklahoma.
Announced	Inverness Medical Innovations Inc. (AMEX:IMA) / ParadigmHealth, Inc.	\$230.0	60.5x	NA	3.8x	NA	Provides care and disease management services for acute and clinical patients.
12/18/07	IPC The Hospitalist Company, Inc. / Accomplished Diagnostic Medical Inpatient Team, P.A.	NA	NA	NA	NA	NA	Provides hospital and hospitalist services in Texas.
11/21/07	IPC The Hospitalist Company, Inc. / Carondelet St. Mary's Hospital	NA	NA	NA	NA	NA	A 393-bed hospital that provides a range of primary and specialty services.
Announced	Karmanos Cancer Institute / St. John Detroit Riverview Hospital	NA	NA	NA	NA	NA	A 262 bed community hospital that focuses on geriatric care, obstetrics, and gynecology.
11/1/07	LHC Group, Inc. (NasdaqNM:LHCG) / HealthGroup of Alabama, Controlling Interest in HomeCare Huntsville & HomeCare Decatur	NA	NA	NA	NA	NA	Consists of HomeCare Huntsville, a 881 bed hospital located in Huntsville, Alabama and HomeCare Decatur, a 237-bed hospital located in Decatur, Alabama.
Announced	LHC Group, Inc. (NasdaqNM:LHCG) / St. Mary's Medical Center, Inc.	NA	NA	NA	NA	NA	Operates as an acute care medical facility.
Announced	Livingston Community Health Care System, Inc. / Billings Clinic	NA	NA	NA	NA	NA	Operates a hospital and a physician clinic in Billings, Montana.
Announced	MedStar Health, Inc. / Montgomery General Hospital, Inc.	NA	NA	NA	NA	NA	Operates as a not-for-profit community hospital.
Announced	Mountain States Health Alliance / Community Health Systems, Inc. - Russel County Medical Center	\$45.0	NA	NA	NA	NA	Provides general hospital healthcare services in the United States.
Announced	Ochsner Health System / Ochsner Medical Center - Baton Rouge	NA	NA	NA	NA	NA	A 201-bed hospital that offers cardiology, long-term acute care, radiology, imaging, medical laboratory, rehabilitation, and physical therapy services.
10/31/07	Prime Healthcare Services, Inc. / Centinela Hospital Medical Center, Inc.	NA	NA	NA	NA	NA	Provides acute medical services.
Announced	Resurgence Health Group, LLC / SunLink Health Systems Inc. (AMEX:SSY)	\$72.8	\$147.3	\$9.0	0.5x	8.1x	Provides health care services through the operation of exurban and rural community hospitals in Alabama, Georgia, Mississippi, and Missouri, the United States.
Announced	Saint Joseph's Health System, Inc. / Minnie G. Boswell Memorial Hospital	NA	NA	NA	NA	NA	A healthcare facility that offers surgical, laboratory, physical therapy, and emergency care services.
Announced	Signature Hospital Corporation / Rockdale Medical Center, Inc.	\$90.0	NA	NA	NA	NA	Engages in the operation of a hospital in California. The company provides birth place for expectant moms; breast health/mammography services; cardiology services; and day surgery services, as well as diabetes education programs and individual counseling.
Announced	Sisters Of Charity Health Care System Nursing Home Inc. / Saint Vincent Catholic Medical Centers, Bayley Seton Hospital	\$34.9	NA	NA	NA	NA	Operates as a hospital which provides health care services including treatment of cancer, cardiology, HIV, orthopedics, emergency medicine, and surgery.
11/7/07	Specialty Hospitals of America, LLC / Greater Southeast Community Hospital	\$31.5	NA	NA	NA	NA	450 bed hospitals that offers emergency care, medical and surgical services, rehabilitation services, and cancer care including radiation therapy.
Announced	St Mary's Health System Inc. / Baptist Health System Of East Tennessee	NA	NA	NA	NA	NA	A charitable, not-for-profit hospital that provides healthcare services to the people of the East Tennessee region. The hospital offers services that focus on heart, cancer, eye, senior health, and women's health.
Announced	St. John's Mercy Health Care / St. Louis Surgical Center, LLC	NA	NA	NA	NA	NA	Provides general, vascular, ophthalmology, otolaryngology, podiatry, urology, orthopedics, gynecology, colorectal, gastroenterology, and plastics surgical services.
12/1/07	Summa Health System / Barberton Citizens Hospital	NA	NA	NA	NA	NA	A general acute care community hospital.
Announced	Surgical Development Partners, LLC / Physicians Specialty Hospital of El Paso East, LP	\$40.0	NA	NA	NA	NA	Operates as a general acute care hospital.
10/30/07	Tri-Isthmus Group, Inc. (OTCBB:TISG) / Rural Hospital Acquisition, LLC	\$3.6	NA	NA	NA	NA	Owns and operates critical access hospitals in Oklahoma.

Date	Acquirer/ Target	Price	Target Revenue	Target EBITDA <sup>2</sup>	Price/ Revenue	Price/ EBITDA <sup>2</sup>	Target Description
11/30/07	University of Miami / University of Miami Hospital	\$260.0	\$189.8	NA	1.4x	NA	Operates as a hospital in Miami. The company provides acute care and private rooms for patients.
11/6/07	Vein Associates Of America, Inc. (OTCPK:VNAA) /South Carolina Internal Medicine Associates and Rehabilitation, LLC	NA	NA	NA	NA	NA	Focuses on offering internal medicine, rehabilitation, physical therapy, cardiology, gastroenterology, pulmonology, podiatry, plastic surgery, and diagnostics and laboratory services.
10/1/07	William Beaumont Hospital / Bon Secours Hospital Baltimore, Inc.	NA	NA	NA	NA	NA	The company provides healthcare services. It owns and operates hospitals, family medicine centers, and long-term care facilities.
10/1/07	William Beaumont Hospital / Beaumont Hospital, Grosse Pointe	NA	NA	NA	NA	NA	Owens and operates hospitals, family medicine centers, and long-term care facilities.
<b>MEAN (Acute)</b>					<b>1.6x</b>	<b>8.1x</b>	
<b>MEDIAN (Acute)</b>					<b>1.1x</b>	<b>8.1x</b>	
<b>MEAN (Providers)</b>					<b>1.8x</b>	<b>9.5x</b>	
<b>MEDIAN (Providers)</b>					<b>1.3x</b>	<b>8.3x</b>	

### PRODUCTS — CLINICAL DEVICES

Announced	Acorn Acquisition Corp. / Lumen Medical, Inc.	\$153.8	NA	NA	NA	NA	Operates as a venture capital company. It focuses on medical research, development, and marketing.
Announced	Arteriocyte Medical Systems, Inc. / Medtronic, Magellan Platelet Business	NA	NA	NA	NA	NA	Has a biologic concentrator and delivery system that collects and concentrates platelets and white blood cells from a small volume of a patient's own blood, providing a readily accessible supply of plasma that serves as a foundation for autologous platelet gel.
10/10/07	Astra Tech AB / Atlantis Components, Inc.	\$71.0	NA	NA	NA	NA	Designs and machines titanium abutments that allow dentists to restore implants.
Announced	Avista Capital Holdings, L.P. / Boston Scientific Corp. - Fluid Management & Venous Access Businesses	\$425.0	NA	NA	NA	NA	Produces products used to manage fluid and measure pressure during angiography and angioplasty procedures and venous access businesses offers implantable devices designed to provide access to the blood stream.
Announced	Beckman Coulter Inc. (NYSE:BEC) / Dako A/S, Flow Cytometry Instrumentation Business	NA	NA	NA	NA	NA	Cytometers are used to analyze cells in blood and other fluids for both research applications and diagnosis of diseases such as leukemia, lymphoma and HIV.
Announced	Best Medical International, Inc. / NOMOS Corporation	\$3.6	NA	NA	NA	NA	Was engaged in the development, sale, and servicing of advanced medical equipment products that were designed to improve the safety and effectiveness of radiation therapy in the treatment of tumorous cancers.
Announced	Best Medical International, Inc. / MDS Nordion, Inc., External Beam Therapy and Self-Contained Irradiator Product Lines	NA	NA	NA	NA	NA	Provide equipments for medical research and treatment.
10/8/07	CLINIQA Corporation / Reagents Applications, Inc.	\$1.2	NA	NA	NA	NA	Manufactures clinical diagnostic products which focus on clinical chemistry reagents, calibrators, and controls.
Announced	CLX Investment Company Inc. (OTCBB:CLXN) /Zonda Incorporated	NA	NA	NA	NA	NA	Manufactures diagnostic devices for infectious diseases.
Announced	Coloplast A/S (CPSE:COLO B) / Caldera Medical, Inc., Levera Male Incontinence Therapy	NA	NA	NA	NA	NA	A male sling therapy which addresses the symptoms of male stress urinary incontinence.
10/26/07	Corporate Fuel Partners / Resonetics, Inc.	NA	NA	NA	NA	NA	Designs and manufactures micromachining for 2D and 3D medical devices.
Announced	CR Bard Inc. (NYSE:BCR) / Edwards Lifesciences Corp., Stent Systems	\$140.0	NA	NA	NA	NA	Manufactures products and technologies designed to treat cardiovascular diseases including stent systems.
10/8/07	Dixtal Medical, Inc / Respirationics Novamatrix, LLC	NA	NA	NA	NA	NA	Provides non-invasive cardiopulmonary monitors and sensors, developmental care products, and services to the critical care marketplace.
11/9/07	Ecolab Inc. (NYSE:ECL) / Microtek Medical Holdings Inc.	\$271.3	\$147.5	\$15.3	1.8x	17.7x	Engages in the design, manufacture, and marketing of a range of surgical products worldwide.
Announced	Edwards Lifesciences Corp. (NYSE:EW) / CardioVations	\$27.0	NA	NA	NA	NA	Provides cardiovascular surgical products and technologies.

Date	Acquirer/ Target	Price	Target Revenue	Target EBITDA <sup>2</sup>	Price/ Revenue	Price/ EBITDA <sup>2</sup>	Target Description
10/4/07	ev3, Inc. (NasdaqNM:EVVV) / Foxhollow Technologies Inc.	\$598.6	\$198.2	NA	3.0x	NA	Designs, develops, manufactures, and sells medical devices primarily for the treatment of peripheral artery disease (PAD) and other cardiovascular disease.
Announced	Exactech Inc. (NasdaqNM:EXAC) / Altiva Corporation	\$6.6	NA	NA	NA	NA	Engages in the research, development, manufacture, and marketing of spinal implant devices and related products.
11/29/07	Fresenius Medical Care AG & Co. KGAA (DB:FME) /Renal Solutions, Inc.	\$190.0	NA	NA	NA	NA	Operates as a medical device and health-care service company.
Announced	Getinge AB (OM:GETI B) / Boston Scientific Corporation, Cardiac Surgery and Vascular Surgery Businesses	\$750.0	\$277.8	NA	2.7x	NA	Focuses on products and technologies for use in interventional cardiology, cardiac rhythm management, peripheral interventions, cardiac surgery, vascular surgery, electrophysiology, and neurovascular procedures.
11/16/07	Greatbatch, Inc. (NYSE:GB) / Quan Emerteq LLC	\$55.0	NA	NA	NA	NA	Offers design, development, and manufacturing services to the medical device industry.
11/20/07	Haemonetics Corp. (NYSE:HAE) / Haemoscope Corporation	\$44.0	NA	NA	NA	NA	Develops and markets Thrombelastograph analyzers.
10/29/07	Hanger Orthopedic Group Inc. (NYSE:HGR) /Specialized Prosthetic and Orthotic Technologies, Inc.	NA	NA	NA	NA	NA	Provides prostheses for lower and upper extremity amputees.
11/28/07	Hanger Orthopedic Group Inc. (NYSE:HGR) /Stagner Orthopedic Services and MHC Prosthetics LLC	NA	NA	NA	NA	NA	Manufactures orthopedic, prosthetic, and surgical appliances and supplies.
11/15/07	Hansen Medical, Inc. (NasdaqNM:HNSN) /AorTx, Inc.	\$41.1	NA	NA	NA	NA	Develops device solutions for percutaneous replacement of the aortic valve in the United States.
10/26/07	HAPC, Inc. (OTCBB:HAPN) / InfuSystem Holdings, Inc.	\$112.0	NA	NA	NA	NA	Supplies external ambulatory infusion pumps to oncology clinics and practices.
Announced	Heart Health, Inc. (OTCPK:HHEA) / HHM, LLC	NA	NA	NA	NA	NA	Offers Heart Health Monitor, a portable device for diagnosing heart disease using a Heart Health Index reading.
10/22/07	Hologic Inc. (NasdaqNM:HOLX) / CYTYC Corp.	\$5,746.2	\$636.3	\$256.6	9.0x	22.4x	Designs, develops, manufactures, and markets diagnostic and surgical products primarily in the United States.
Announced	I-Flow Corp. (NasdaqNM:IFLO) / AcryMed, Inc.	\$25.0	NA	NA	NA	NA	Develops and manufactures novel medical products for heal wounds or infections through clinical investigation, regulatory clearance, and manufacturing development.
Announced	Inovo, Inc. / Chad Therapeutics, Inc., Oxygen Conserver Business	\$5.3	NA	NA	NA	NA	Engages in the development, production, and marketing of respiratory care devices for oxygen delivery systems for home and hospital treatment of patients suffering from pulmonary diseases.
10/29/07	Integra LifeSciences Holdings Corp. (NasdaqNM:IART) / IsoTis, Inc.	\$65.3	\$44.7	NA	1.5x	NA	Engages in the development, manufacture, and marketing of orthobiologics products for the treatment of musculoskeletal diseases and disorders.
12/3/07	Integra LifeSciences Holdings Corp. (NasdaqNM:IART) /Precision Dental International, Inc. and Precise Dental Products, Ltd.	\$10.0	NA	NA	NA	NA	Manufactures dental products and sundries.
11/7/07	Inverness Medical Innovations Inc. (AMEX:IMA) /HemoSense, Inc.	\$171.8	\$28.2	NM	6.1x	NM	Engages in the development, manufacture, and sale of handheld blood coagulation monitoring systems for use by patients and health-care professionals.
12/12/07	Inverness Medical Innovations Inc. (AMEX:IMA) /Matritech, Inc., Substantially All Assets	\$42.5	\$3.3	\$2.1	12.9x	20.2x	Engages in the development, manufacture, marketing, distribution, and licensing of cancer diagnostic technologies and products.
Announced	Koninklijke Philips Electronics (ENXTAM:PHIA) / Respiration Inc. (NasdaqNM:RESP)	\$4,937.3	\$1,334.4	\$264.0	3.7x	18.7x	Designs, develops, manufactures, and markets medical devices used primarily in homes, hospitals, alternative care facilities, and emergency medical settings for the treatment of patients suffering from sleep and respiratory disorders.
10/10/07	Maverick Capital, Ltd. / MitralSolutions, Inc.	\$1.2	NA	NA	NA	NA	MitralSolutions, Inc. develops surgical devices that repair heart valve abnormalities.
Announced	MediCult a/s (OB:MEC) / Humagen Fertility Diagnostics, Inc.	\$22.9	\$9.4	NA	2.4x	NA	Provides a line of fertility products and supplies.
11/2/07	Medtronic Inc. (NYSE:MDT) / Kyphon Inc.	\$3,952.8	\$488.0	\$96.3	8.1x	41.0x	Engages in the design, manufacture, and marketing of medical devices to treat and restore spinal anatomy using minimally invasive technology in the United States and Europe.

Date	Acquirer/ Target	Price	Target Revenue	Target EBITDA <sup>2</sup>	Price/ Revenue	Price/ EBITDA <sup>2</sup>	Target Description
11/29/07	Natus Medical Inc. (NasdaqNM:BABY) / Excel Tech Ltd. (TSX:NRV)	\$65.1	\$43.4	NA	1.5x	NA	Engages in the design, development, and marketing of products that are used in the monitoring of nervous systems and diagnosis of related disorders.
12/26/07	NeuroMetrix Inc. (NasdaqNM:NURO) / EyeTel Imaging, Inc.	\$44.0	\$1.2	NA	NM	NA	Designs, develops, and commercializes proprietary technology and services for detecting causes of preventable blindness, including age-related macular degeneration (AMD), glaucoma, and diabetic retinopathy.
10/1/07	Nxstage Medical, Inc. (NasdaqNM:NXTM) / Medisystems Corporation	\$78.6	\$65.5	NA	1.2x	NA	Designs, manufactures, imports, and distributes medical devices for use in dialysis and related blood treatments.
11/30/07	Ohio Medical Corporation / Amvex Corporation	\$30.0	NA	NA	NA	NA	Manufactures medical suction and oxygen therapy products.
10/30/07	Opko Health, Inc. (AMEX:OPK) / Novel Ocular Product	NA	NA	NA	NA	NA	A medical device designed to prevent sight destroying disease Endophthalmitis, a complication that can lead to blindness and loss of the affected eye.
11/28/07	Opko Health, Inc. (AMEX:OPK) / Ophthalmic Technologies, Inc.	\$12.9	NA	NA	NA	NA	Provides equipments for ophthalmology.
11/30/07	OSI Systems, Inc. (NasdaqNM:OSIS) / Spacelabs Healthcare, Inc. (AIM:SLAB)	\$162.8	\$233.3	\$5.9	0.7x	27.8x	Engages in the development, manufacture, and distribution of medical equipment and services worldwide.
10/30/07	Phase Forward Inc. (NasdaqNM:PFWD) / Green Mountain Logic, Inc.	\$5.3	NA	NA	NA	NA	Engages in the design, development, and validation of lab automation and compliance solutions that address the information technology needs of medical manufacturing companies, hospitals, and point-of-care laboratories.
10/18/07	QLT Inc. (NasdaqNM:QLTI) / ForSight Newco II, Inc.	\$101.2	NA	NA	NA	NA	Provides an ocular punctal plug drug delivery system that has the potential for multiple product opportunities, including treatment of glaucoma.
12/14/07	Sandvik Materials Technology Company / JKB Tool Company, Inc.	NA	NA	NA	NA	NA	Engages in the design, engineering, and manufacture of orthopaedic implants and medical devices.
11/6/07	Spectrascience Inc. (OTCBB:SCIE) / Luma Imaging Corporation	\$11.0	NA	NA	NA	NA	Owns the LUMA cervical imaging system.
Announced	Symmetry Medical, Inc. (NYSE:SMA) / DePuy Orthopedics, Inc. - Orthopedic Instrument Manufacturing Facility	\$45.0	NA	NA	NA	NA	Produces orthopedic device for the medical device industry.
Announced	Synthes Inc. (VIRTX:SYST) / N Spine, Inc.	\$75.0	NA	NA	NA	NA	Engages in designing and developing devices for stabilization and motion preservation of the lumbar spine via minimally invasive surgery.
12/18/07	Volcano Corporation (NasdaqNM:VOLC) / CardioSpectra, Inc.	\$63.0	NA	NA	NA	NA	Develops fiber optic-based cardiac catheter, a medical device that is used to produce real-time, high-resolution images.
<b>MEAN (Clinical Devices)</b>					<b>4.2x</b>	<b>24.6x</b>	
<b>MEDIAN (Clinical Devices)</b>					<b>2.7x</b>	<b>21.3x</b>	

### PRODUCTS — NON-CLINICAL DEVICES

11/1/07	3M Unitek Corporation / Lingualcare, Inc.	NA	NA	NA	NA	NA	Develops dental technologies and care delivery methods.
12/17/07	AmeriMark Direct, LLC / Dr. Leonard's Healthcare Corp.	NA	NA	NA	NA	NA	Operates an online healthcare store.
11/1/07	Beecken Petty O'Keefe & Company / Preferred Homecare, Inc.	NA	NA	NA	NA	NA	Provides home healthcare products and services.
11/5/07	BSN Medical, Inc. / FLA Orthopedics, Inc.	NA	NA	NA	NA	NA	Designs and manufactures orthopedic supports, sports medicine, and bracing products.
11/8/07	Covidien, Ltd. (NYSE:COV) / Scandius BioMedical, Inc.	NA	NA	NA	NA	NA	Engages in designing, manufacturing, and marketing products for the orthopedic sports medicine market.
10/25/07	Essex Woodlands Health Ventures / Medical Technology, Inc.	NA	NA	NA	NA	NA	Designs and manufactures orthopedic products in the United States. Its products include knee braces, osteoarthritic, and walking boots.
10/19/07	Gores Technology Group, LLC / Gennum Corp., Hearing Instrument Products and Manufacturing Operations	\$14.5	NA	NA	NA	NA	Manufactures hearing instruments.

Date	Acquirer/ Target	Price	Target Revenue	Target EBITDA <sup>2</sup>	Price/ Revenue	Price/ EBITDA <sup>2</sup>	Target Description
Announced	Human Care HC AB (OM:HUMA) / Dana Douglas Inc.	\$6.7	\$6.1	NA	1.1x	NA	Engages in the manufacture and distribution of mobility products and bathroom safety products in North America.
Announced	Koninklijke Philips Electronics NV (ENXTAM:PHIA) /Health Watch, Inc.	\$130.0	\$30.0	NA	4.3x	NA	Manufactures telecare products and monitoring systems in the United States.
11/30/07	Koninklijke Philips Electronics NV (ENXTAM:PHIA) / Raytel Cardiac Services, Inc.	\$110.0	NA	NA	NA	NA	Provides Remote Cardiac monitoring equipment and related services.
12/3/07	Neogen Corp. (NasdaqNM:NEOG) / Rivard Instruments, Inc.	NA	NA	NA	NA	NA	Produces detectable needles for the livestock industry.
12/12/07	Omniceil Inc. (NasdaqNM:OMCL) / Rioux Vision, Inc.	\$26.0	NA	NA	NA	NA	Designs, manufactures, and distributes mobile wireless solutions to the healthcare industry.
11/20/07	ReAble Therapeutics, Inc. / DJO Incorporated	\$1,541.6	\$458.8	\$92.6	3.4x	16.6x	Engages in the design, manufacture, and marketing of rehabilitation and regeneration products for the non-operative orthopedic, spine, and vascular markets.
10/2/07	Respronics Inc. (NasdaqNM:RESP) / Apollo Light Systems, Inc.	\$6.5	\$5.0	NA	1.3x	NA	Engages in the research and manufacture of products for treating circadian rhythm disorders that result in insomnia, seasonal affective disorder, depression, and other mood and sleep disorders.
11/5/07	Walgreen Co. (NYSE:WAG) / TabSafe Medical Services, Inc.	NA	NA	NA	NA	NA	Offers a medication management system. It provides solutions for medication compliance.
10/22/07	Wright Medical Group Inc. (NasdaqNM:WMGI) /MetaSurg, BIO-ARCH Foot and Ankle Implant	\$2.5	NA	NA	NA	NA	Provide improved patient tolerance versus conventional implant designs.
<b>MEAN (Non-Clinical Devices)</b>					<b>2.5x</b>	<b>16.6x</b>	
<b>MEDIAN (Non-Clinical Devices)</b>					<b>2.3x</b>	<b>16.6x</b>	

#### PRODUCTS — DISPOSABLES

11/8/07	Derma Sciences Inc. (OTCBB:DSCI) / NutraMax Products, Inc., First Aid Division	\$13.5	\$16.9	NA	0.8x	NA	Manufactures and markets healthcare supplies including private label adhesive strips.
Announced	Flextronics International Ltd. (NasdaqNM:FLEX) / Avail Medical Products, Inc.	NA	NA	NA	NA	NA	Engages in the outsourced development and manufacture of sterile and single-use medical devices for medical device manufactures.
Announced	Merit Medical Systems Inc. (NasdaqNM:MMSI) /Vascon LLC, Cardiac and Peripheral Catheter Assets	\$3.0	NA	NA	NA	NA	Engages in the development and manufacture of guiding catheters, PTCA catheters and catheter sheath introducers which are used for the treatment of cerebral vascular diseases.
11/8/07	Planet Technologies Inc. (OTCPK:PLNT) / Antigen Laboratories, Inc.	\$10.5	NA	NA	NA	NA	Manufactures diagnostic products and needles for prick puncture testing.
Announced	Specialty Blades, Inc. / Popper & Sons, Inc.	NA	NA	NA	NA	NA	A U.S. manufacturer and supplier of a wide range of reusable and specialty hypodermic products to the Medical and Laboratory markets.
10/1/07	TFX Medical OEM / Arrow International Inc.	\$2,010.2	\$507.6	\$124.1	4.0x	16.2x	Engages in the development, manufacture, and marketing of various disposable catheters, heart assist devices, and related products for critical and cardiac care applications.
10/31/07	The Edgewater Funds, Linden LLC / BarrierSafe Solutions International, Inc.	NA	NA	NA	NA	NA	Engages in the development and marketing of disposable medical exam gloves.
11/5/07	Varian Inc. (NasdaqNM:VARI) / Analogix, Inc.	\$15.0	NA	NA	NA	NA	Engages in the development and manufacture of chromatographic purification instrumentation and consumable cartridges for the pharmaceutical industry.
<b>MEAN (Disposables)</b>					<b>2.4x</b>	<b>16.2x</b>	
<b>MEDIAN (Disposables)</b>					<b>2.4x</b>	<b>16.2x</b>	

Date	Acquirer/ Target	Price	Target Revenue	Target EBITDA <sup>2</sup>	Price/ Revenue	Price/ EBITDA <sup>2</sup>	Target Description
<b>PRODUCTS — COMMERCIAL</b>							
Announced	Avista Capital Holdings, L.P. / Bristol-Myers Squibb Medical Imaging, Inc.	\$525.0	NA	NA	NA	NA	Offers products used for cardiovascular imaging.
Announced	Bracco Diagnostics Inc. / E-Z-EM Inc. (NasdaqNM:EZEM)	\$197.0	\$137.8	\$13.5	1.4x	14.5x	Provides medical devices and contrast products used by radiologists, gastroenterologists, and speech language pathologists primarily in screening for and diagnosing diseases and disorders of the gastrointestinal (GI) tract.
10/2/07	Essilor of America, Inc. / KBco, The Polarized Lens Company	NA	NA	NA	NA	NA	Designs and develops polarized lenses.
10/1/07	Flextronics International Ltd. (NasdaqNM:FLEX) /Solectron Corp.	\$3,122.9	\$11,784.4	\$329.1	0.3x	9.5x	Provides electronics manufacturing and supply chain management services to original equipment manufacturers in the electronics products and technology markets worldwide.
10/22/07	Med Opportunity Partners, LLC / Reliable Biopharmaceutical Corporation	NA	NA	NA	NA	NA	Develops and manufactures pharmaceutical processing aids, cosmeceuticals, diagnostic components, active pharmaceutical ingredients, and pharmaceutical processing chemicals.
11/16/07	Molecular Insight Pharmaceuticals, Inc. (NasdaqNM:MIPI) / NeoRx Manufacturing Group, Inc., Radiopharmaceutical Manufacturing Facility	\$3.2	NA	NA	NA	NA	Offers commercial-scale radiopharmaceutical manufacturing services.
11/5/07	Oak Investment Partners / PharMedium Services, LLC	NA	NA	NA	NA	NA	A provider for compounded sterile intravenous and epidural admixtures to various hospitals through pharmacies in the United States.
10/31/07	Siemens Medical Solutions USA, Inc. / Dade Behring Holdings Inc.	\$7,120.2	\$1,821.0	\$430.2	3.9x	16.6x	Engages in the development, manufacture, and sale of clinical diagnostic instruments, reagents, and consumable supplies and services to clinical laboratories worldwide.
Announced	Skystone Advisors / Harvard Bioscience Inc. (NasdaqNM:HBIO)	\$143.1	\$80.4	\$12.4	1.8x	11.6x	Develops, distributes, manufactures, and markets apparatus and scientific instruments used in life science research at pharmaceutical and biotechnology companies, universities, and government laboratories worldwide.
10/9/07	Thermo Fisher Scientific, Inc. (NYSE:TMO) / NanoDrop Technologies, LLC	NA	NA	NA	NA	NA	Engages in the development, manufacture, and sale of analytical laboratory instruments for bioresearch and testing in the United States.
<b>MEAN (Commercial)</b>					<b>1.8x</b>	<b>13.0x</b>	
<b>MEDIAN (Commercial)</b>					<b>1.6x</b>	<b>13.0x</b>	

<b>PRODUCTS — CONSUMER</b>							
Announced	3M Co. (NYSE:MMM) / Aearo Technologies Inc.	\$1,200.0	NA	NA	NA	NA	Engages in the design, manufacture, and marketing of a range of personal protective products and energy absorbing products.
10/4/07	Bayer Healthcare LLC / Mission Pharmacal Company, Citracal Line Of OTC Calcium Supplements	NA	NA	NA	NA	NA	Engages in the manufacture and distribution of calcium supplements.
Announced	Coty, Inc. / DLI Holding Corp.	NA	NA	NA	NA	NA	Engages in the manufacture and marketing of cosmetics and over-the-counter (OTC) pharmaceuticals.
11/27/07	Creative Technology Services LLC / TEFTEC Corporation	NA	NA	NA	NA	NA	Designs, manufactures, and supplies wheelchairs.
Announced	DC Brands International Inc. (OTCPK:DCBR) / Health Advantage Research and Development	NA	NA	NA	NA	NA	Manufactures health supplements for athletes.
Announced	Ergoresearch Ltd. (TSXV:ERG) / Footech, Inc.	\$2.4	NA	NA	NA	NA	Provides pedorthic and orthopedic solutions in Canada.
Announced	Ergoresearch Ltd. (TSXV:ERG) / Orthoconcept, Inc.	\$2.7	NA	NA	NA	NA	Orthoconcept, Inc. specializes in providing orthotic and prosthetic devices. The company is based in Laval, Canada.
11/1/07	Foot Levelers Inc. / Footmaxx Holding Ltd., Substantially All Assets	\$31.4	NA	NA	NA	NA	Engages in manufacture, distribution, and sale of foot orthotics and associated computer systems for specifying custom foot orthotics.
10/15/07	GeoPharma Inc. (NasdaqSC:GORX) / Dynamic Health Products Inc.	\$14.5	\$56.8	NM	0.3x	NM	Engages in the development, marketing, and distribution of a range of sports nutrition products and other related products.

Date	Acquirer/ Target	Price	Target Revenue	Target EBITDA <sup>2</sup>	Price/ Revenue	Price/ EBITDA <sup>2</sup>	Target Description
Announced	Luitpold Pharmaceuticals, Inc. / BioMimetic Therapeutics, Inc., Dental Business	NA	NA	NA	NA	NA	Includes the manufacturing rights of GEM 21S, a dental product approved in United States and Canada for the treatment of bone loss and receding gums.
11/14/07	Luxottica Group SpA (CM:LUX) / Oakley Inc.	\$2,251.5	\$809.9	\$118.4	2.8x	19.0x	Engages in the design, development, manufacture, marketing, and distribution of optics products.
Announced	Private Equity Consortium / Nellson Nutraceutical, Inc.	\$153.5	NA	NA	NA	NA	Operates as an outsourced formulator and manufacturer of functional bars and powders.
12/4/07	Product Quest Manufacturing, Inc. / Scherer Laboratories, Inc., Scherer Lab Healthcare Products	NA	NA	NA	NA	NA	Includes license to market and sell Scherer Labs branded healthcare products worldwide.
12/6/07	SunOpta Inc. (NasdaqNM:STKL) / Neo-Nutritionals Inc.	NA	NA	NA	NA	NA	Engages in the development, manufacture, and sale of nutritional supplements.
10/26/07	Warburg Pincus LLC / Bausch & Lomb Inc.	\$3,988.2	\$2,318.7	\$262.6	1.7x	15.2x	Engages in the development, manufacture, and marketing of eye health products.
<b>MEAN (Consumer Products)</b>					<b>1.6x</b>	<b>17.1x</b>	
<b>MEDIAN (Consumer Products)</b>					<b>1.7x</b>	<b>17.1x</b>	

### PRODUCTS — PHARMACEUTICALS

10/26/07	Adrenalina (OTCBB:AENA) / Basic Services, Inc.	NA	NA	NA	NA	NA	Focuses on developing generic pharmaceutical products through contract laboratories and contract manufacturing facilities.
10/16/07	Allergan Inc. (NYSE:AGN) / Esprit Pharma, Inc.	\$574.8	\$37.6	NA	15.3x	NA	Acquires, develops, and markets various products for patient wellness within the genito-urinary and women's healthcare markets.
11/5/07	Apax Partners Worldwide LLP / Qualitest Pharmaceuticals, Inc., Vintage Pharmaceuticals, Inc.	NA	NA	NA	NA	NA	Represents the combined operations of Qualitest Pharmaceuticals, Inc. and Vintage Pharmaceuticals, Inc.
Announced	Arura Pharma Inc. / Silkit Pharma Corporation	\$1.3	NA	NA	NA	NA	A pharmaceutical company focused on women's health.
10/9/07	AstraZeneca plc (LSE:AZN) / NPS Pharmaceuticals, Inc., Assets Related To mGluR Collaboration	\$30.0	NA	NA	NA	NA	Engages in the discovery and development of metabotropic glutamate receptors.
Announced	Battelle Energy Alliance, LLC / Ventaira Pharmaceuticals, Inc.	NA	NA	NA	NA	NA	Develops pharmaceutical products for inhalation.
11/19/07	Biolipox AB / Inflazyme Pharmaceuticals Ltd., Substantially All Assets	\$11.0	NA	NA	NA	NA	Includes LSAIDs, PDE <sup>4</sup> inhibitors and the Protein Therapeutics Technology which help in the treatment of respiratory and inflammatory diseases.
Announced	CalciMedica, Inc./ TorreyPines Therapeutics, Inc., Intellectual Property and Compounds	NA	NA	NA	NA	NA	Comprised of intellectual property and compounds for treating autoimmune diseases.
Announced	Celgene Corporation (NasdaqNM:CELG) / Pharmion Corp. (NasdaqNM:PHRM)	\$2,720.9	\$255.9	NM	10.6x	NA	Engages in the acquisition, development, and commercialization of products for the treatment of hematology and oncology patients.
Announced	Celgene Corporation (NasdaqNM:CELG)/ Cancer & Inflammation Drugs (Array BioPharma)	\$1,040.0	NA	NA	NA	NA	Engages in the discovery, development, and commercialization of targeted small molecule drugs to treat cancer and inflammatory diseases.
Announced	CMC Biopharmaceuticals A/S / Eli Lilly and Co., ICOS Biologics Operation	NA	NA	NA	NA	NA	Develops and manufactures therapeutic proteins for early clinical trials for its customers.
Announced	Coley Pharmaceutical Group, Inc. (NasdaqNM:COLY)/3M Co., Therapeutic Cancer Programs	\$20.0	NA	NA	NA	NA	Engages in the development and commercialization of therapies for cancer.
11/29/07	Critical Outcome Technologies Inc. (TSXV:COT) /DDP Therapeutics, Inc.	\$5.2	NA	NA	NA	NA	Engages in developing early stage pre-clinical lead compounds to treat small cell lung cancer.
10/5/07	Cyclacel Pharmaceuticals, Inc. (NasdaqNM:CYCC) /ALIGN Pharmaceuticals, Inc.	\$4.9	NA	NA	NA	NA	Provides supportive care solutions for symptom and side effect management in small patient populations.
11/7/07	Deerfield Management Company L.P. / MiddleBrook Pharmaceuticals, Inc., Keflex	\$9.5	NA	NA	NA	NA	A cephalosporin antibiotic indicated for treatment of several types of bacterial infections.
Announced	Eisai Corporation of North America / MGI Pharma Inc. (NasdaqNM:MOGN)	\$3,900.0	\$369.2	\$10.7	NM	NM	Engages in the discovery, acquisition, development, and commercialization of proprietary pharmaceutical products in the areas of oncology and acute care in the United States.

Date	Acquirer/ Target	Price	Target Revenue	Target EBITDA <sup>2</sup>	Price/ Revenue	Price/ EBITDA <sup>2</sup>	Target Description
12/3/07	Eurand N.V. (NasdaqNM:EURX) / SourceCF, Inc.	\$9.6	NA	NA	NA	NA	Manufactures pharmaceutical products.
12/10/07	Franck's Compounding Lab / Island Pharmacy Services, Inc.	NA	NA	NA	NA	NA	A manufacturer of veterinary medicines.
Announced	Galenica Ltd. (SWX:GALN) / Aspreva Pharmaceuticals Corporation (NasdaqNM:ASPV)	\$579.2	\$237.4	\$129.6	2.4x	4.5x	Engages in the identification, development, and commercialization of approved drugs and drug candidates for new indications.
Announced	Genmab A/S (CPSE:GEN) / Medarex, Inc., HuMax-Inflam	NA	NA	NA	NA	NA	Medarex, Inc., HuMax-Inflam is a fully human antibody. HuMax-Inflam also known as MDX-018, inhibits tumor growth. HuMax-Inflam targets interleukin-8, a major inflammation mediator.
10/10/07	GlaxoSmithKline plc (LSE:GSK) / Codevelopment Agreement for Cancer Drug (Synta Pharmaceuticals Corp.)	\$1,100.0	NA	NA	NA	NA	STA-4783 is aimed at treating metastatic melanoma, the most deadly form of skin cancer.
10/8/07	GlaxoSmithKline plc (LSE:GSK) / License to anti-infective drugs (Anacor Pharmaceuticals)	\$1,200.0	NA	NA	NA	NA	Anacor Pharmaceuticals Inc. will give GlaxoSmithKline access to its proprietary boron-based drug technology
12/19/07	GlaxoSmithKline plc (LSE:GSK) / Reliant Pharmaceuticals, Inc.	\$2,570.3	\$475.1	\$58.8	5.4x	NM	Engages in the development, sales, and marketing of cardiovascular pharmaceutical products.
Announced	Hi Tech Pharmacal Co. Inc. (NasdaqNM:HITK) / Midlothian Laboratories, LLC	\$6.0	\$5.6	NA	1.1x	NA	Engages in the sale, marketing, and distribution of prescription generic pharmaceuticals in the United States.
Announced	IAHL Corp. (OTCPK:IAHL) / Rockford-Montgomery Labs, Inc.	NA	NA	NA	NA	NA	Manufactures and distributes over the counter (OTC) pharmaceutical products in the United States.
Announced	ImmunoVaccine Technologies, Inc. / Immunotope, Inc.	NA	NA	NA	NA	NA	Develops immuno-therapeutics for the treatment and prevention of cancer and chronic viral infections.
Announced	IRI Separation Technologies Inc (TSXV:IRI) / Enerex Botanicals Ltd.	\$2.8	NA	NA	NA	NA	Manufactures nutritional supplements.
10/2/07	JHP Pharmaceuticals, LLC / King Pharmaceuticals, Inc., Rochester Sterile Manufacturing Facility	\$79.0	\$14.0	NA	5.6x	NA	Manufactures pharmaceutical products including Adrenalin, Aplisol, Brevital, Delestrogen, Ketelar, Pitocin, Pitressin, Tigan, Triostat, Coly-Mycin, Coly-Mycin and Cortisporin.
Announced	Legacy Pharmaceuticals International / Valeant Pharmaceuticals International, Manufacturing Facilities in Humacao and Basel	NA	NA	NA	NA	NA	Facilities comprises two drug manufacturing units.
10/2/07	MacroChem Corp. (OTCBB:MACM) / Genaera Corp., Worldwide License Rights of Pexiganan	\$43.0	NA	NA	NA	NA	A novel, small peptide anti-infective for treatment of patients with mild diabetic foot infection.
10/29/07	McKesson Corp. (NYSE:MCK) / Oncology Therapeutics Network, Inc.	\$575.0	\$2,994.8	NA	0.2x	NA	Provides drugs and services to office-based oncology practices.
Announced	Meda AB (OM:MEDA A) / Wyeth Pharmaceuticals, 10 Pharmaceutical Products	\$78.1	NA	NA	NA	NA	Comprises of anti-anxiety and tranquilizing agents Seresta, Serpax, Sereanal, Praxiten and Loramet, the cancer and MS drugs Novantrone, Elsep and Ralenova, and the sleep disorder products Sonata and Zerene.
12/19/07	Merck & Co, Inc. (NYSE:MRK) / Idera Pharmaceuticals (NasdaqNM:IDRA) - Toll-like Receptor 9 (TLR9) agonists	\$421.0	NA	NA	NA	NA	TLRs are critical mediators of the human immune response.
10/16/07	Neuren Pharmaceuticals Ltd. (ASX:NEU) / Hamilton Pharmaceuticals, Inc.	\$8.1	NA	NA	NA	NA	A product-based specialty pharmaceutical company.
Announced	Nycomed US, Inc. / Bradley Pharmaceuticals Inc. (NYSE:BDY)	\$354.1	\$141.1	\$25.7	2.5x	13.8x	Engages in acquiring, developing, and marketing prescription and over-the-counter products.
Announced	Otsuka Pharmaceutical Co., Ltd. / PDL BioPharma Inc., IV Busulfex	\$200.0	NA	NA	NA	NA	Engages in the discovery, development, and commercialization of therapies for severe or life-threatening illnesses.
Announced	Pfizer Inc. (NYSE:PFE) / Coley Pharmaceutical Group, Inc. (NasdaqNM:COLY)	\$142.6	\$31.0	NA	4.6x	NA	Engages in the discovery and development of toll-like receptors therapeutic candidates for cancers, asthma, and allergic disorders.
Announced	Pharmetics Inc. / Patheon Inc., Drug Manufacturing Business in Niagara-Burlington Region	\$5.7	NA	NA	NA	NA	Manufactures over-the-counter (OTC) pharmaceutical products in solid, semi-solid, and liquid dosage forms.
Announced	Point Therapeutics Inc. (NasdaqSC:POTP) / Data BioSciences Inc. (Reverse Merger)	NA	NA	NA	NA	NA	Acquires therapeutic molecules and medical technologies in the United States.
12/17/07	Raptor Pharmaceuticals Corp. (OTCBB:RPTP) / EC Cysteamine	NA	NA	NA	NA	NA	A coated formulation used in the treatment for metabolic and neurodegenerative diseases including Huntington's Disease and Batten Disease.

Date	Acquirer/ Target	Price	Target Revenue	Target EBITDA <sup>2</sup>	Price/ Revenue	Price/ EBITDA <sup>2</sup>	Target Description
Announced	Reckitt Benckiser Group plc (LSE:RB.) / Adams Respiratory Therapeutics Inc. (NasdaqNM:ARXT)	\$2,202.2	\$351.2	\$76.4	6.3x	28.8x	Focuses on the late-stage development, commercialization, and marketing of over-the-counter (OTC) and prescription pharmaceuticals for the treatment of respiratory disorders.
Announced	TPG / Axcan Pharma Inc. (TSX:AXP)	\$1,015.6	\$349.0	\$135.1	2.9x	7.5x	Engages in the development, manufacture, marketing, and sale of pharmaceutical products for the treatment of gastrointestinal diseases and disorders primarily in North America and Europe.
Announced	Veridien Corp. (OTCBB:VRDE) / Santius LifeSciences	\$6.9	NA	NA	NA	NA	Operates in pharmaceutical sector and is based in Canada.
10/24/07	Wockhardt Ltd. (BSE:532300) / Morton Grove Pharmaceuticals, Inc.	\$38.0	\$52.0	NA	0.7x	NA	Engages in the development, manufacture, and marketing of prescription oral liquid and topical liquid pharmaceuticals.
Announced	XTend Medical Corporation (OTCPK:XMDC) / BioPharmetics, Inc. (OTCPK:BPMT)	NA	NA	NA	NA	NA	Manufactures and distributes cosmetics, health and wellness products, and pharmaceutical products worldwide.
<b>MEAN (Pharmaceuticals)</b>					<b>4.8x</b>	<b>13.7x</b>	
<b>MEDIAN (Pharmaceuticals)</b>					<b>3.8x</b>	<b>10.7x</b>	

### PRODUCTS — BIOTECH

Announced	Affymetrix Inc. (NasdaqNM:AFFX) / USB Corporation	\$75.0	NA	NA	NA	NA	Manufactures and supplies biochemicals and molecular biology products.
Announced	Astellas Pharma US, Inc. / Agensys, Inc.	\$537.0	NA	NA	NA	NA	Engages in developing therapeutic monoclonal antibodies (MAbs) to treat solid tumor cancers.
12/4/07	Biotest AG (DB:BIO) / Nabi Biopharmaceuticals, Biologics Business Unit	\$185.0	NA	NA	NA	NA	Develops and markets products that target serious medical conditions in the areas of transplantation, infectious disease, nicotine addiction, and hematology/oncology.
10/19/07	Bristol-Myers Squibb Co. (NYSE:BMJ) / Adnexus Therapeutics Inc.	\$531.0	\$3.0	NM	NM	NM	Adnexus Therapeutics, Inc., a biotechnology company, focuses on discovering, developing, and commercializing Adnectins, a proprietary drug class.
10/31/07	Cape Natix SGR SpA, AUCTUS Management GmbH / Chemtura Corporation, Optical Monomers Business	NA	NA	NA	NA	NA	Provides optical monomers used in a variety of applications, including lenses for eyewear, protection sheets for welding masks and screens, photographic filters and lab equipment.
10/23/07	Celera Group (NYSE:CRA) / Atria Genetics Inc.	\$33.0	\$11.8	NA	2.8x	NA	The company offers human leukocyte antigen testing products used for identifying potential donors in the matching process for bone marrow transplantation.
Announced	Celldex Therapeutics Inc. / (NasdaqSC:AVAN)	NA	NA	NA	NA	NA	Engages in the discovery, development, and commercialization of vaccines that harness the human immune response system for the prevention and treatment of diseases. AVANT Immunotherapeutics Inc.
Announced	Champions Biotechnology, Inc. (OTCBB:CSBR) / Biomerk, Inc.	\$0.7	NA	NA	NA	NA	Company engages in the development of a preclinical platform of human cancer tumor immune-deficient mice xenografts.
12/26/07	Cubist Pharmaceuticals Inc. (NasdaqNM:CBST) / Illumigen Biosciences, Inc.	\$350.5	NA	NA	NA	NA	A biopharmaceutical company engaged in the development of new processes to discover the genetic basis of resistance to common and significant diseases.
12/4/07	Edgeline Holdings, Inc. (OTCBB:ELHI) / Intertech Bio	NA	NA	NA	NA	NA	Operates as a development stage biopharmaceutical company. It develops products to treat cancer, infectious diseases, and other medical conditions associated with compromised immune systems.
Announced	Evotec AG (DB:EVT) / Renovis Inc. (NasdaqNM:RNVS)	\$59.9	\$11.4	NA	5.2x	NA	Engages in the discovery, development, and commercialization of drugs for the treatment of neurological and inflammatory diseases.
10/10/07	First Venture Technologies Corp. (TSXV:FEB) / Phycobiologics Inc.	\$2.7	NA	NA	NA	NA	Provides algae molecular biotechnology services.
12/3/07	Frontier Scientific, Inc. / Echelon Biosciences, Inc.	\$3.2	NA	NA	NA	NA	Provides lipid cell signaling and critical metabolic enzymes for the development of potential drugs and diagnostics for cancer, diabetes, inflammation, infections, and cardiovascular diseases.

Date	Acquirer/ Target	Price	Target Revenue	Target EBITDA <sup>2</sup>	Price/ Revenue	Price/ EBITDA <sup>2</sup>	Target Description
10/23/07	Genzyme Corp. (NasdaqNM:GENZ) / Bioenvision Inc.	\$325.7	\$14.1	NA	NM	NA	Engages in the acquisition, development, and marketing of compounds and technologies primarily for the treatment of cancer.
12/19/07	Human Genome Sciences Inc. (NasdaqNM:HGSI) / Aegera Therapeutics Inc. - Rights to compound used in cancer therapies	\$315.0	NA	NA	NA	NA	Develops drugs to control apoptosis.
10/30/07	ICBS Ltd. (OTCPK:ICBM) / Bacteria Bank Ltd.	NA	NA	NA	NA	NA	Provides cryogenically stored bacteria for biotech companies and corporations in the health-care sector.
10/3/07	Inverness Medical Innovations Inc. (AMEX:IMA) / Bio-Stat Limited	\$48.0	NA	NA	NA	NA	Supplies diagnostic and consumer healthcare products to laboratories.
Announced	Medtronic Sofamor Danek Inc. / Millenium Biologix Corp., Skelite Technology Assets	NA	NA	NA	NA	NA	Offers synthetic bone graft comprised of a proprietary calcium phosphate chemistry with trace elements of silicon that are found in human bone.
11/8/07	PerkinElmer Inc. (NYSE:PKI) / ViCell Inc. (NasdaqNM:VIAC)	\$239.4	\$58.4	NM	4.1x	NM	Operates as a biotechnology company that enables the application of human cells as medicine.
Announced	Pfizer Inc. (NYSE:PFE) / CovX Research LLC	NA	NA	NA	NA	NA	Creates long-acting biotherapeutics, CovX-Bodies.
10/24/07	Pioneer Surgical Technology, Inc. / Angstrom Medica, Inc.	NA	NA	NA	NA	NA	Engages in the development and commercialization of nanocrystalline calcium phosphate technology.
10/17/07	RAB Capital Plc (AIM:RAB) / WellGen, Inc.	NA	NA	NA	NA	NA	Engages in the discovery and development of food ingredients for food, therapeutics, and dietary supplement markets.
Announced	Regeneration Technologies Inc. (NasdaqNM:RTIX) / Tutogen Medical Inc. (AMEX:TTG)	\$261.5	\$53.8	\$8.2	4.9x	NM	Engages in the design, development, process, manufacture, and marketing of biological implant products worldwide.
Announced	ReNeuron Group plc (AIM:RENE) / AmCyte, Inc.	\$4.0	NA	NA	NA	NA	Develops encapsulated proliferated human islets for transplantation into patients with diabetes. The company specializes in adult stem cell research to treat diabetes with islet replacement therapy.
11/8/07	SpineSmith Partners, LP / Tissue Genesis, Inc. - Rights to stem cell isolating technology	NA	NA	NA	NA	NA	Cell isolation systems which can be utilized to treat a number of spine related diseases.
Announced	VaxGen Inc. (OTCPK:VXGN) / Raven Biotechnologies, Inc.	\$38.6	NA	NA	NA	NA	Focuses on the development of monoclonal antibody therapeutics for treating cancer.
10/5/07	Wyeth (NYSE:WYE) / Haptogen Ltd.	NA	NA	NA	NA	NA	Operates as a biopharmaceutical company and develops antibodies.
11/6/07	Znomics, Inc. (OTCBB:PSRI) / Pacific Syndicated Resources Inc	NA	NA	NA	NA	NA	Creates a mutational gene library for the zebrafish which can be used in various research endeavors.
<b>MEAN (Biotech)</b>					<b>4.3x</b>	<b>NA</b>	
<b>MEDIAN (Biotech)</b>					<b>4.5x</b>	<b>NA</b>	

### PRODUCTS — DISTRIBUTION

10/1/07	Amerisourcebergen Corp. (NYSE:ABC) / Bellco Health Corp.	\$190.0	\$2,000.0	NA	0.1x	NA	Distributes generic drugs, and biotech drugs and pharmaceuticals to the kidney dialysis market.
10/2/07	Caxton-Iseman Capital LLC / Conney Safety Products, LLC	\$48.0	\$74.0	NA	0.6x	NA	Distributes safety and first aid products in the United States.
10/26/07	Chem Rx Corporation (OTCBB:PMQC) / B. J. K., Inc.	\$230.8	\$271.9	\$24.0	0.8x	9.6x	Provides institutional pharmacy services to serve the pharmaceutical needs of the long term care industry in the state of New York.
Announced	ER Urgent Care Holdings, Inc. (OTCPK:ERUC) / Medical Institutional Services Inc.	NA	NA	NA	NA	NA	Distributes medical supplies and pharmaceuticals to pharmacies, hospitals, physician's offices, and clinics.
Announced	Henry Schein Inc. (NasdaqNM:HSIC) / Becker-Parkin Dental Supply Company, Inc.	NA	NA	NA	NA	NA	Distributes and markets customers consumable dental products and equipment.
10/31/07	MedcoHealth Solutions Inc. (NYSE:MHS) / Polymedica Corp.	\$1,530.5	\$695.7	\$98.7	2.2x	15.5x	Provides direct-to-consumer diabetes testing supplies and related products primarily to senior citizens.
10/10/07	Medical Specialties Distributors, Inc. / Wren Medical Systems, Inc.	NA	NA	NA	NA	NA	Operates as a distributor of infusion and enteral therapy products to the alternate site and acute care markets.

Date	Acquirer/ Target	Price	Target Revenue	Target EBITDA <sup>2</sup>	Price/ Revenue	Price/ EBITDA <sup>2</sup>	Target Description
10/25/07	OnePoint Patient Care / Priority Care Pharmacy	NA	NA	NA	NA	NA	Provides pharmacy services for long-term care facilities.
11/7/07	Preferred Homecare, Inc. / Park InfusionCare L.P.	\$3.9	\$7.3	NA	0.5x	NA	Owens and operates retail pharmacies and infusion therapy pharmacy services units.
Announced	PSS World Medical Inc. (NasdaqNM:PSSI) / Activus Healthcare Solutions, Inc.	\$15.2	\$22.0	NA	0.7x	NA	Distributes medical/surgical and pharmaceutical products to hospitals, clinics, physicians, pharmacies, and home care facilities.
12/26/07	Saint Thomas Health Services Ventures / The Dispensary of Hope LLC	NA	NA	NA	NA	NA	Offers donated medications, excess inventory, and medications with approaching expiration dates, which are collected from physicians' offices, distributors, and manufacturers.
11/2/07	United Natural Foods Inc. / (NasdaqNM:UNFI) Millbrook Distribution Services, Inc.	\$84.0	\$300.0	NA	0.3x	NA	Distributes specialty food and non-food products in the consumer products industry. Its products categories include hair care, foot care, hair color, oral care, hair accessories, deodorants, cough and cold, shaving, analgesics, stomach, cosmetics, vitamins, specialty bath, eye care, skin care, and first aid items.
Announced	Walgreens Home Care, Inc. / VNA Plus, Inc.	NA	NA	NA	NA	NA	Provides home infusion pharmacy products and services.
<b>MEAN (Distribution)</b>					<b>0.8x</b>	<b>12.6x</b>	
<b>MEDIAN (Distribution)</b>					<b>0.6x</b>	<b>12.6x</b>	
<b>MEAN (Products)</b>					<b>3.3x</b>	<b>17.3x</b>	
<b>MEDIAN (Products)</b>					<b>2.4x</b>	<b>16.4x</b>	

1) Source: Financial Information from SEC filings and other publicly-available sources

2) EBITDA: Earnings Before Interest, Taxes, Depreciation and Amortization

3) NA: Not Available

4) NM: Not Meaningful

# ANALYSIS OF SELECTED PUBLICLY-TRADED HEALTHCARE COMPANIES<sup>1</sup> FOURTH QUARTER (OCTOBER 1–DECEMBER 31, 2007)

(\$ Millions Except Per Share Data)

Company Name (Ticker Symbol)	Stock Price	Stock Price 52 Wk High	Stock Price 52 Wk Low	Market Cap <sup>2</sup>	TEV <sup>3</sup>	LTM <sup>4</sup> Revenue	LTM <sup>4</sup> EBITDA <sup>5</sup>	LTM <sup>4</sup> Diluted EPS Before Extra	TEV <sup>3</sup> /Revenue	TEV <sup>3</sup> /EBITDA <sup>5</sup>	P/Diluted EPS Before Extra
<b>SERVICES — INSURANCE</b>											
Aetna Inc. (NYSE:AET)	57.73	53.43	30.94	28,888.09	30,733.89	25,611.00	3,161.50	3.13	1.2x	9.7x	18.5x
AMERIGROUP Corp. (NYSE:AGP)	36.45	39.44	23.35	1,939.03	2,009.51	2,993.53	181.36	1.71	0.7x	11.1x	21.3x
Centene Corp. (NYSE:CNC)	27.44	26.95	13.25	1,194.36	1,121.45	2,513.63	117.49	(0.33)	0.4x	9.5x	NM
CIGNA Corp. (NYSE:CI)	53.73	56.87	30.35	14,999.43	15,387.43	16,910.00	2,077.00	3.40	0.9x	7.4x	15.8x
Coventry Health Care Inc. (NYSE:CVH)	59.25	61.28	44.33	9,176.64	9,113.23	8,031.54	1,017.19	3.49	1.1x	9.0x	17.0x
Health Net Inc. (NYSE:HNT)	48.30	59.25	39.92	5,323.13	5,022.26	13,150.63	700.70	2.91	0.4x	7.2x	16.6x
HealthSpring Inc. (NYSE:HS)	19.05	25.33	16.66	1,142.07	732.24	1,358.65	151.11	1.51	0.5x	4.8x	12.7x
Humana Inc. (NYSE:HUM)	75.31	68.24	50.92	12,759.92	11,720.47	22,916.99	964.47	2.82	0.5x	12.2x	26.7x
Independence Holding Co. (NYSE:IHC)	12.65	24.66	15.43	192.39	234.55	400.57	31.97	1.06	0.6x	7.3x	12.0x
Metropolitan Health Networks Inc. (AMEX:MDF)	2.39	3.40	1.63	122.34	104.17	241.55	0.97	0.01	0.4x	NM	NM
Molina Healthcare Inc. (NYSE:MOH)	38.70	41.25	28.72	1,097.57	669.98	2,114.52	107.55	1.66	0.3x	6.2x	23.4x
Sierra Health Services Inc. (NYSE:SIE)	41.96	47.50	30.61	2,357.86	2,325.39	1,775.28	191.59	1.77	1.3x	12.1x	23.7x
Triple-S Management Corporation (NYSE:GTS)	20.21	21.20	14.78	325.38	400.77	1,525.99	94.97	2.11	0.3x	4.2x	9.6x
Unitedhealth Group, Inc. (NYSE:UNH)	58.20	57.10	45.12	75,203.83	72,980.83	73,008.00	7,967.00	3.00	1.0x	9.2x	19.4x
Universal American Corp (NYSE:UAM)	25.59	26.50	18.04	1,903.64	1,385.28	2,393.32	6.70	1.07	0.6x	NM	23.8x
WellCare Health Plans, Inc. (NYSE:WCG)	42.41	95.00	47.18	1,768.75	450.61	4,271.97	278.90	3.59	0.1x	1.6x	11.8x
WellPoint Inc. (NYSE:WLP)	87.73	86.25	70.15	50,122.69	56,001.19	58,193.70	6,001.10	4.99	1.0x	9.3x	17.6x
<b>MEAN (Insurance)</b>									<b>0.7x</b>	<b>8.1x</b>	<b>18.0x</b>
<b>MEDIAN (Insurance)</b>									<b>0.6x</b>	<b>9.0x</b>	<b>17.6x</b>
<b>SERVICES — TECHNOLOGY</b>											
Allscripts Healthcare Solutions Inc. (NasdaqNM:MDRX)	19.42	31.38	15.85	1,102.75	1,127.90	250.79	45.73	0.27	4.5x	24.7x	NM
Athenahealth, Inc. (NasdaqNM:ATHN)	35.26	47.78	26.63	1,136.80	1,069.80	93.50	6.60	NM	NM	NM	NM
Cerner Corp. (NasdaqNM:CERN)	56.40	60.43	32.50	4,509.52	4,407.38	1,422.67	326.26	1.43	3.1x	13.5x	39.4x
Computer Programs & Systems Inc. (NasdaqNM:CPSI)	22.74	42.38	25.80	245.89	224.69	112.38	24.49	1.33	2.0x	9.2x	17.1x
Eclipsys Corp. (NasdaqNM:ECLP)	25.31	22.46	13.71	1,358.01	1,208.52	439.68	64.57	0.27	2.7x	18.7x	NM
MedAssets, Inc. (NasdaqNM:MDAS)	23.94	23.99	19.28	1,026.12	1,572.08	171.60	46.48	0.24	9.2x	NM	NM
Omnicell Inc. (NasdaqNM:OMCL)	26.93	24.96	12.88	928.68	752.93	168.73	24.19	0.45	4.5x	NM	NM
Perot Systems Corp. (NYSE:PER)	13.50	18.70	12.99	1,666.30	1,705.30	2,346.00	256.00	0.66	0.7x	6.7x	20.5x
Quadramed Corp. (AMEX:QD)	1.87	3.57	1.66	83.38	155.57	125.48	21.83	0.19	1.2x	7.1x	9.7x

Company Name (Ticker Symbol)	Stock Price	Stock Price 52 Wk High	Stock Price 52 Wk Low	Market Cap <sup>2</sup>	TEV <sup>3</sup>	LTM <sup>4</sup> Revenue	LTM <sup>4</sup> EBITDA <sup>5</sup>	Diluted EPS Before Extra	TEV <sup>3</sup> / Revenue	TEV <sup>3</sup> / EBITDA <sup>5</sup>	P/Diluted EPS Before Extra
Sage Group plc (LSE:SGE)	4.57	5.68	4.12	5,963.69	6,950.87	2,077.84	569.91	0.23	3.3x	12.2x	20.3x
TriZetto Group Inc. (NasdaqNM:TZIX)	17.37	21.93	11.89	792.85	970.30	376.12	74.61	0.31	2.6x	13.0x	NM
Vital Images Inc. (NasdaqNM:VTAL)	18.07	36.67	18.80	309.38	140.50	75.54	16.39	0.50	1.9x	8.6x	36.4x
VISICU, Inc. (NasdaqNM:EICU)	11.87	21.45	6.57	393.88	262.87	32.32	9.80	0.22	8.1x	26.8x	NM
<b>MEAN (Technology)</b>									<b>3.7x</b>	<b>14.0x</b>	<b>23.9x</b>
<b>MEDIAN (Technology)</b>									<b>2.9x</b>	<b>12.6x</b>	<b>20.4x</b>

## SERVICES — OUTSOURCING

Air Methods Corp. (NasdaqNM:AIRM)	49.67	37.82	16.56	599.47	662.35	327.93	48.80	1.49	2.0x	13.6x	33.4x
American Dental Partners Inc. (NasdaqNM:ADPI)	10.03	29.50	14.06	128.49	265.19	229.31	39.14	0.94	1.2x	6.8x	10.7x
AMN Healthcare Services Inc. (NYSE:AHS)	17.17	29.10	19.36	580.83	731.76	1,111.38	90.07	1.01	0.7x	8.1x	17.0x
BioScrip Inc. (NasdaqNM:BIOS)	7.73	5.65	2.39	299.99	336.14	1,149.08	(1.34)	(1.03)	0.3x	NM	NM
Compass Group plc (LSE:CPG)	6.13	7.69	4.84	11,548.32	13,110.48	21,131.15	1,550.89	0.33	0.6x	8.5x	18.5x
CorVel Corp. (NasdaqNM:CRVL)	23.02	49.39	14.21	319.15	309.80	274.58	41.83	1.30	1.1x	7.4x	17.7x
Covance Inc. (NYSE:CVD)	86.62	70.26	55.87	5,530.08	5,270.25	1,449.36	278.82	2.32	3.6x	18.9x	37.3x
Cross Country Healthcare Inc. (NasdaqNM:CCRN)	14.24	24.07	14.88	454.45	498.56	671.41	42.94	0.52	0.7x	11.6x	27.6x
Emergency Medical Services Corp. (NYSE:EMS)	29.28	41.89	11.57	1,217.18	1,717.79	1,988.40	200.32	1.13	0.9x	8.6x	25.8x
eResearchTechnology Inc. (NasdaqNM:ERES)	11.82	9.46	5.88	598.28	529.18	86.05	25.09	0.17	6.1x	21.1x	NM
Express Scripts Inc. (NasdaqNM:ESRX)	73.00	102.70	58.79	18,399.21	20,283.61	17,819.50	1,013.90	1.81	1.1x	20.0x	40.4x
First Consulting Group Inc. (NasdaqNM:FCGI)	12.93	14.45	7.85	352.07	256.14	277.67	28.31	0.75	0.9x	9.0x	17.2x
Healthcare Services Group Inc. (NasdaqNM:HCSG)	21.18	30.91	19.05	901.31	815.27	533.39	42.09	0.94	1.5x	19.4x	22.5x
Healthextras Inc. (NasdaqNM:HLEX)	26.08	32.00	20.14	1,109.05	1,008.38	1,438.71	63.98	0.84	0.7x	15.8x	31.2x
Healthways Inc. (NasdaqNM:HWAY)	58.44	54.91	37.55	2,098.70	2,332.89	560.11	127.57	1.29	4.2x	18.3x	45.1x
HMS Holdings Corp. (NasdaqNM:HMSY)	33.21	22.99	10.03	808.23	826.71	103.80	25.57	0.27	8.0x	NM	NM
Hooper Holmes Inc. (AMEX:HH)	1.72	4.86	2.58	118.05	122.08	289.56	(0.44)	(1.27)	0.4x	NM	NM
Hythiam Inc. (NasdaqNM:HYTM)	2.93	10.48	4.71	159.15	150.78	12.11	(38.29)	(0.99)	NM	NM	NM
inVentiv Health, Inc. (NasdaqNM:VTIV)	30.96	40.00	26.49	1,000.13	1,299.31	814.52	108.45	1.62	1.6x	12.0x	19.1x
I-trax Inc. (AMEX:DMX)	3.55	4.69	2.39	146.67	152.23	127.61	6.12	(0.01)	1.2x	24.9x	NM
Kendle International Inc. (NasdaqNM:KNDL)	48.92	39.61	21.34	714.67	887.27	429.29	50.05	0.53	2.1x	17.7x	NM
Life Sciences Research Inc. (ARCA:LSR)	20.10	16.60	7.50	253.73	292.69	204.06	33.94	(0.94)	1.4x	8.6x	NM
Magellan Health Services Inc. (NasdaqNM:MGLN)	46.63	49.44	39.67	1,856.35	1,577.98	1,776.68	220.08	2.18	0.9x	7.2x	21.4x
Matria Healthcare Inc. (NasdaqNM:MATR)	23.77	32.49	19.77	509.06	793.55	341.26	83.14	0.92	2.3x	9.5x	25.8x
MDS, Inc. (TSX:MDS)	19.43	21.44	17.56	2,382.29	2,415.96	1,056.45	49.24	(0.30)	2.3x	NM	NM
MedcoHealth Solutions Inc. (NYSE:MHS)	101.40	80.90	47.08	27,120.65	28,509.75	43,139.80	1,900.90	2.89	0.7x	15.0x	35.0x

Company Name (Ticker Symbol)	Stock Price	Stock Price 52 Wk High	Stock Price 52 Wk Low	Market Cap <sup>2</sup>	TEV <sup>3</sup>	LTM <sup>4</sup> Revenue	LTM <sup>4</sup> EBITDA <sup>5</sup>	Diluted EPS Before Extra	TEV <sup>3</sup> /Revenue	TEV <sup>3</sup> /EBITDA <sup>5</sup>	P/Diluted EPS Before Extra
Medical Staffing Network Holdings Inc. (NYSE:MRN)	6.03	7.22	4.71	182.48	312.46	380.96	11.04	(0.75)	0.8x	28.3x	NM
MedQuist Inc. (OTCPK:MEDQ)	10.79	14.50	8.20	404.48	238.54	353.01	88.85	(2.98)	0.7x	2.7x	NM
National Medical Health Card Systems Inc. (NasdaqNM:NMHC)	9.45	17.76	8.80	52.21	130.97	744.49	17.21	(0.16)	0.2x	7.6x	NM
National Research Corp. (NasdaqNM:NRCI)	27.00	27.00	20.49	187.22	189.48	46.50	14.25	0.90	4.1x	13.3x	30.0x
Omnicare Inc. (NYSE:OCR)	22.81	49.40	32.25	2,776.36	5,335.18	6,411.46	744.17	1.42	0.8x	7.2x	16.0x
Parexel International Corp. (NasdaqNM:PRXL)	48.30	42.60	26.76	1,342.31	1,349.94	878.38	85.90	1.26	1.5x	15.7x	38.2x
Pediatrix Medical Group, Inc. (NYSE:PDX)	68.15	60.35	37.60	3,298.46	3,219.77	717.23	170.79	1.96	4.5x	18.9x	34.8x
Pharmaceutical Product Development Inc. (NasdaqNM:PPDI)	40.37	40.80	29.55	4,800.03	4,355.86	1,280.57	269.61	1.32	3.4x	16.2x	30.6x
PharmaNet Development Group, Inc. (NasdaqNM:PDGI)	39.21	33.49	16.75	741.23	827.59	411.20	46.32	0.48	2.0x	17.9x	NM
Rural/Metro Corp. (NasdaqSC:RURL)	2.14	8.98	5.68	52.94	325.93	463.44	57.70	0.10	0.7x	5.6x	21.8x
Sodexo Alliance SA (ENXTPA:SW)	61.30	80.42	48.84	9,568.39	10,422.22	17,274.83	1,094.30	3.02	0.6x	9.5x	20.3x
<b>MEAN (Outsourcing)</b>									<b>1.8x</b>	<b>13.3x</b>	<b>26.6x</b>
<b>MEDIAN (Outsourcing)</b>									<b>1.1x</b>	<b>12.6x</b>	<b>25.8x</b>

### SERVICES — INDIA-BASED OUTSOURCING

3i Infotech, Ltd. (BSE:532628)	3.70	4.18	2.66	482.87	669.98	231.96	46.59	0.27	2.9x	14.4x	13.5x
Firstsource Solutions Limited (BSE:532809)	1.95	2.37	1.56	833.47	1,113.39	249.39	53.73	0.09	4.5x	20.7x	21.5x
HCL Technologies Ltd. (BSE:532281)	8.42	9.29	1.76	5,448.32	5,369.20	1,604.46	344.75	0.53	3.3x	15.6x	16.0x
Infosys Technologies Ltd. (BSE:500209)	44.94	61.97	38.39	25,680.19	23,824.57	3,634.00	1,123.00	1.78	6.6x	21.2x	25.3x
Patni Computer Systems Ltd. (BSE:532517)	8.43	14.56	7.62	1,171.32	1,126.47	680.08	140.01	0.96	1.7x	8.0x	8.8x
Satyam Computer Services Ltd. (BSE:500376)	11.41	13.34	10.19	7,631.47	6,635.90	1,796.52	378.47	0.53	3.7x	17.5x	21.7x
Tata Consultancy Services Limited (BSE:532540)	27.53	35.54	23.75	26,943.97	26,827.40	5,310.42	1,613.49	1.23	5.1x	16.6x	22.4x
Wipro Ltd. (BSE:507685)	13.36	17.53	10.80	19,508.36	19,151.92	4,339.24	928.74	0.54	4.4x	20.6x	24.6x
<b>MEAN (India-Based Outsourcing)</b>									<b>4.0x</b>	<b>16.8x</b>	<b>19.2x</b>
<b>MEDIAN (India-Based Outsourcing)</b>									<b>4.1x</b>	<b>17.1x</b>	<b>21.6x</b>

### SERVICES — INFORMATION

ADAM Inc. (NasdaqSC:ADAM)	8.37	7.90	5.09	80.26	93.06	20.57	5.47	0.22	4.5x	17.0x	37.6x
Health Grades Inc. (NasdaqNM:HGRD)	5.95	6.97	4.00	178.15	154.98	29.55	6.69	0.10	5.2x	23.2x	NM
Healthstream Inc. (NasdaqNM:HSTM)	3.50	4.75	2.50	78.13	77.51	32.36	4.07	0.08	2.4x	19.0x	41.7x
IMS Health Inc. (NYSE:RX)	23.04	32.15	25.82	4,469.58	5,572.40	2,022.78	626.79	1.39	2.8x	8.9x	16.6x
WebMD Health Corp. (NasdaqNM:WBMD)	41.07	58.53	33.93	2,359.56	2,081.95	276.79	51.03	0.14	7.5x	NM	NM
<b>MEAN (Information)</b>									<b>4.5x</b>	<b>17.0x</b>	<b>32.0x</b>
<b>MEDIAN (Information)</b>									<b>4.5x</b>	<b>18.0x</b>	<b>37.6x</b>

<b>MEAN (SERVICES)</b>									<b>2.3x</b>	<b>12.9x</b>	<b>23.2x</b>
<b>MEDIAN (SERVICES)</b>									<b>1.4x</b>	<b>12.0x</b>	<b>21.5x</b>

Company Name (Ticker Symbol)	Stock Price	Stock Price 52 Wk High	Stock Price 52 Wk Low	Market Cap <sup>2</sup>	TEV <sup>3</sup>	LTM <sup>4</sup> Revenue	LTM <sup>4</sup> EBITDA <sup>5</sup>	Diluted EPS Before Extra	TEV/ <sup>6</sup> Revenue	TEV/ <sup>6</sup> EBITDA <sup>5</sup>	P/Diluted EPS Before Extra
<b>PROVIDERS — LABS</b>											
Bio-Reference Laboratories Inc. (NasdaqNM:BRLI)	32.68	28.61	19.47	447.68	471.72	217.70	26.84	0.92	2.2x	17.6x	35.4x
Charles River Laboratories International Inc. (NYSE:CRL)	65.80	54.04	33.73	4,469.27	4,800.59	1,095.44	303.04	1.95	4.4x	15.8x	33.7x
Genoptix, Inc. (NasdaqNM:GXDX)	30.70	32.87	23.40	494.12	485.89	48.60	4.73	(0.02)	10.0x	NM	NM
Laboratory Corp. of America Holdings (NYSE:LH)	75.53	81.88	61.59	8,701.06	9,930.26	3,711.00	1,022.10	3.46	2.7x	9.7x	21.8x
MEDTOX Scientific Inc. (NasdaqNM:MTOX)	18.08	31.63	7.85	152.27	152.10	72.48	12.61	0.61	2.1x	12.1x	29.9x
Psychedics Corp. (Amex:PMD)	16.05	21.05	15.90	83.88	75.59	24.07	8.08	0.95	3.1x	9.4x	16.8x
Quest Diagnostics Inc. (NYSE:DGX)	52.90	64.69	47.98	10,241.65	13,841.17	6,241.76	1,365.03	2.92	2.2x	10.1x	18.1x
<b>MEAN (Labs)</b>									<b>3.8x</b>	<b>12.4x</b>	<b>26.0x</b>
<b>MEDIAN (Labs)</b>									<b>2.7x</b>	<b>11.1x</b>	<b>25.8x</b>

<b>PROVIDERS — HOME HEALTH</b>											
Amedisys Inc. (NasdaqNM:AMED)	48.52	38.54	25.80	1,272.49	1,230.41	567.54	86.80	1.89	2.2x	14.2x	25.6x
Almost Family Inc. (NasdaqNM:AFAM)	19.43	26.59	9.32	105.60	114.86	103.25	9.61	0.94	1.1x	11.9x	20.7x
Apria Healthcare Group Inc. (NYSE:AHG)	21.57	34.36	17.38	943.08	1,284.32	1,538.54	296.47	1.81	0.8x	4.3x	11.9x
Arcadia Resources Inc. (AMEX:KAD)	1.02	3.50	0.75	128.84	162.59	158.41	(10.03)	(0.48)	1.0x	NM	NM
Gentiva Health Services Inc. (NasdaqNM:GTIV)	19.04	22.29	15.00	532.64	815.82	1,162.89	91.07	0.83	0.7x	9.0x	23.0x
LHC Group, Inc. (NasdaqNM:LHCG)	24.98	33.14	18.70	449.89	448.21	238.81	42.32	1.36	1.9x	10.6x	18.4x
Lincare Holdings Inc. (NasdaqNM:LNCR)	35.16	41.91	31.95	2,818.78	3,190.73	1,454.66	480.00	2.27	2.2x	6.6x	15.5x
<b>MEAN (Home Health)</b>									<b>1.4x</b>	<b>9.4x</b>	<b>19.2x</b>
<b>MEDIAN (Home Health)</b>									<b>1.1x</b>	<b>9.8x</b>	<b>19.6x</b>

<b>PROVIDERS — NON-ACUTE</b>											
Alliance Imaging Inc. (NYSE:AIQ)	9.62	9.38	5.35	489.82	962.68	449.84	168.90	0.40	2.1x	5.7x	24.0x
Allied Healthcare International Inc. (NasdaqNM:AHCI)	2.43	3.75	1.45	109.32	143.87	294.05	20.86	(2.80)	0.5x	6.9x	NM
AmSurg Corp. (NasdaqNM:AMSG)	27.06	26.28	19.68	841.01	1,033.74	479.60	191.85	1.30	2.2x	5.4x	20.8x
DaVita Inc. (NYSE:DVA)	56.35	59.50	48.01	6,012.55	9,452.38	4,995.64	977.55	2.90	1.9x	9.7x	19.4x
Dialysis Corp. of America (NasdaqNM:DCAI)	8.50	14.72	8.61	81.38	91.69	65.75	8.41	0.30	1.4x	10.9x	28.0x
Hanger Orthopedic Group Inc. (NYSE:HGR)	11.01	12.40	6.30	249.44	684.62	602.17	83.05	(0.09)	1.1x	8.2x	NM
HEALTHSOUTH Corp. (NYSE:HLS)	21.00	27.00	17.15	1,655.47	4,513.37	3,007.10	362.50	(2.55)	1.5x	12.5x	NM
LCA-Vision Inc. (NasdaqNM:LCAV)	19.97	52.08	29.90	380.67	311.15	250.84	56.85	1.43	1.2x	5.5x	14.0x
Radiation Therapy Services Inc. (NasdaqNM:RTSX)	30.91	34.94	24.99	732.41	1,031.07	317.86	81.31	1.29	3.2x	12.7x	24.0x
RadNet, Inc. (NasdaqNM:RDNT)	10.15	10.57	4.38	353.12	771.88	258.85	47.74	(0.73)	3.0x	16.2x	NM
Rehabcare Group Inc. (NYSE:RHB)	22.56	18.99	11.63	396.15	483.32	677.09	42.17	0.57	0.7x	11.5x	39.8x

Company Name (Ticker Symbol)	Stock Price	Stock Price 52 Wk High	Stock Price 52 Wk Low	Market Cap <sup>2</sup>	TEV <sup>3</sup>	LTM <sup>4</sup> Revenue	LTM <sup>4</sup> EBITDA <sup>5</sup>	Diluted EPS Before Extra	TEV/ <sup>6</sup> Revenue	TEV/ <sup>6</sup> EBITDA <sup>7</sup>	P/Diluted EPS Before Extra
Res-Care Inc. (NasdaqNM:RSCR)	25.16	21.95	16.59	733.79	965.82	1,328.30	103.21	1.31	0.7x	9.4x	19.3x
TLC Vision Corp. (NasdaqNM:TLCV)	3.33	6.10	3.82	166.18	276.99	287.44	37.73	0.18	1.0x	7.3x	18.9x
US Physical Therapy Inc. (NasdaqNM:USPH)	14.37	16.26	10.99	169.97	179.82	136.31	24.28	0.72	1.3x	7.4x	20.0x
Virtual Radiologic Corporation (NasdaqNM:VRAD)	20.28	26.97	18.15	332.57	364.21	79.46	9.67	1.03	4.6x	NM	19.6x
VistaCare Inc. (NasdaqNM:VSTA)	7.25	14.73	8.13	122.29	92.93	240.39	(1.56)	(0.84)	0.4x	NM	NM
<b>MEAN (Non-acute)</b>									1.7x	9.2x	22.5x
<b>MEDIAN (Non-Acute)</b>									1.4x	8.8x	20.0x

### PROVIDERS — LONG-TERM CARE

Advocat Inc. (NasdaqSC:AVCA)	11.02	21.03	10.73	64.76	99.38	218.71	20.47	2.55	0.5x	4.9x	4.3x
Assisted Living Concepts Inc. (NYSE:ALC)	7.50	13.18	7.44	503.91	596.78	231.89	53.06	0.17	2.6x	11.2x	44.7x
Brookdale Senior Living Inc. (NYSE:BKD)	28.41	54.25	39.80	2,886.91	5,062.89	1,534.56	229.15	(1.38)	3.3x	22.1x	NM
Capital Senior Living Corp. (NYSE:CSU)	9.93	12.22	8.50	263.93	436.84	168.74	24.85	(0.03)	2.6x	17.6x	NM
Emeritus Corp. (AMEX:ESC)	25.15	36.70	16.47	980.82	2,168.99	431.18	69.31	(1.60)	5.0x	NM	NM
Five Star Quality Care Inc. (AMEX:FVE)	8.30	12.46	7.28	263.18	308.40	874.97	25.87	(3.43)	0.4x	11.9x	NM
National Healthcare Corp. (AMEX:NHC)	51.70	59.00	39.22	648.21	516.49	551.12	48.52	2.97	0.9x	10.6x	17.4x
Odyssey Healthcare Inc. (NasdaqNM:ODSY)	11.06	18.25	11.85	361.75	304.94	410.59	36.95	0.54	0.7x	8.3x	20.6x
Skilled Healthcare Group Inc. (NYSE:SKH)	14.63	16.57	14.67	540.69	999.83	551.13	91.56	0.68	1.8x	10.9x	21.4x
Sun Healthcare Group Inc. (NasdaqNM:SUNH)	17.17	15.20	7.69	740.32	1,377.67	1,062.45	59.03	0.52	1.3x	23.3x	33.0x
Sunrise Senior Living Inc. (NYSE:SRZ)	30.68	41.50	24.40	1,549.37	1,525.92	1,819.48	194.66	1.67	0.8x	7.8x	18.4x
The Ensign Group, Inc. (NasdaqNM:ENSG)	14.40	16.65	12.10	294.57	354.70	399.85	44.04	1.16	0.9x	8.1x	12.4x
<b>MEAN (Long-Term Care)</b>									1.7x	12.4x	21.5x
<b>MEDIAN (Long-Term Care)</b>									1.1x	10.9x	19.5x

### PROVIDERS — ACUTE

Community Health Systems, Inc. (NYSE:CYH)	36.86	41.72	31.00	3,523.65	12,940.48	4,543.01	606.52	1.77	2.8x	21.3x	20.8x
Health Management Associates Inc. (NYSE:HMA)	5.98	21.85	9.90	1,451.17	5,137.48	4,190.64	550.63	0.67	1.2x	9.3x	8.9x
Kindred Healthcare Inc. (NYSE:KND)	24.98	36.67	23.78	956.53	951.32	4,380.11	231.51	1.60	0.2x	4.1x	15.6x
Lifepoint Hospitals Inc. (NasdaqNM:LPNT)	29.74	40.80	30.89	1,727.95	3,212.65	2,522.40	495.30	2.59	1.3x	6.5x	11.5x
MedCath Corp. (NasdaqNM:MDTH)	24.56	34.61	19.64	522.46	564.13	727.53	110.66	0.79	0.8x	5.1x	31.2x
NovaMed Inc. (NasdaqNM:NOVA)	4.25	8.74	5.43	104.10	215.35	115.90	31.60	0.23	1.9x	6.8x	18.2x
Tenet Healthcare Corp. (NYSE:THC)	5.08	8.69	5.77	2,408.42	6,486.42	8,770.00	705.00	(1.65)	0.7x	9.2x	NM
Universal Health Services Inc. (NYSE:UHS)	51.20	63.40	50.55	2,749.24	3,843.03	4,354.61	513.41	4.64	0.9x	7.5x	11.0x
<b>MEAN (Acute)</b>									1.2x	8.7x	16.8x
<b>MEDIAN (Acute)</b>									1.1x	7.2x	15.6x

**MEAN (PROVIDERS)**  
**MEDIAN (PROVIDERS)**

1.9x 10.4x 21.3x  
1.4x 9.4x 19.8x

Company Name (Ticker Symbol)	Stock Price	Stock Price 52 Wk High	Stock Price 52 Wk Low	Market Cap <sup>2</sup>	TEV <sup>3</sup>	LTM <sup>4</sup> Revenue	LTM <sup>4</sup> EBITDA <sup>3</sup>	LTM <sup>4</sup> Diluted EPS Before Extra	TEV <sup>3</sup> /Revenue	TEV <sup>3</sup> /EBITDA <sup>3</sup>	P/Diluted EPS Before Extra	
<b>PRODUCTS — CLINICAL DEVICES</b>												
Abiomed Inc. (NasdaqNM:ABMD)	15.54	16.19	9.95	505.42	445.90	50.65	(18.50)	(1.03)	8.8x	NM	NM	
Accuray Incorporated (NasdaqNM:ARAY)	15.22	31.09	19.66	830.72	638.61	117.86	0.45	(0.69)	5.4x	NM	NM	
Advanced Medical Optics Inc. (NYSE:EYE)	24.53	52.90	32.47	1,484.51	3,043.31	1,010.94	243.10	1.41	3.0x	12.5x	17.4x	
Affymetrix Inc. (NasdaqNM:AFFX)	23.14	31.95	17.50	1,597.40	1,466.58	349.36	40.22	(0.30)	4.2x	NM	NM	
Align Technology Inc. (NasdaqNM:ALGN)	16.68	25.78	5.62	1,143.03	1,033.04	221.21	7.85	(0.36)	4.7x	NM	NM	
Alphatec Holdings, Inc. (NasdaqNM:ATEC)	5.04	6.75	2.77	237.86	211.79	75.53	1.33	(0.65)	2.8x	NM	NM	
American Medical Systems Holdings Inc. (NasdaqNM:AMMD)	14.46	21.99	16.49	1,044.55	1,687.96	393.08	114.63	(0.72)	4.3x	14.7x	NM	
AngioDynamics Inc. (NasdaqNM:ANGO)	19.04	27.08	15.20	457.38	405.15	94.96	14.18	(0.64)	4.3x	NM	NM	
Arthrocare Corp. (NasdaqNM:ARTC)	48.05	48.40	33.89	1,341.46	1,286.52	274.26	76.10	1.12	4.7x	16.9x	42.7x	
Aspect Medical Systems, Inc. (NasdaqNM:ASPM)	14.00	21.35	14.00	238.59	277.29	93.57	13.75	1.54	3.0x	20.2x	9.1x	
AtriCure, Inc. (NasdaqNM:ATRC)	13.11	13.50	4.91	185.26	164.85	40.36	(12.73)	(1.22)	4.1x	NM	NM	
Baxter International Inc. (NYSE:BAX)	58.05	58.29	36.39	36,807.94	37,559.94	10,644.00	2,624.00	2.31	3.5x	14.3x	25.2x	
BioForm Medical, Inc. (NasdaqNM:BFRM)	6.83	9.00	6.50	315.66	305.62	54.83	(14.12)	(0.45)	5.6x	NM	NM	
Boston Scientific Corp. (NYSE:BSX)	11.63	18.69	13.88	17,337.84	24,257.84	8,287.00	2,458.00	(2.63)	2.9x	9.9x	NM	
Bovie Medical Corp. (Amex:BVX)	6.40	10.14	5.30	98.62	95.99	27.37	2.90	0.15	3.5x	NM	42.8x	
Bruker BioSciences Corp. (NasdaqNM:BRKR)	13.30	11.56	5.28	1,403.76	1,403.95	451.49	53.17	0.18	3.1x	NM	NM	
Cepheid (NasdaqNM:CPHD)	26.35	15.34	6.50	1,462.43	1,421.11	92.74	(14.45)	(0.46)	NM	NM	NM	
Clariant, Inc. (NasdaqSC:CLRT)	2.05	2.65	0.70	147.37	161.13	36.95	(8.95)	(0.23)	4.4x	NM	NM	
Clinical Data Inc. (NasdaqNM:CLDA)	22.25	24.28	11.45	465.51	410.51	63.73	(9.95)	(2.96)	6.4x	NM	NM	
Conceptus, Inc. (NasdaqNM:CPTS)	19.24	23.69	11.35	568.91	560.81	47.72	(10.66)	(0.58)	NM	NM	NM	
CONMED Corp. (NasdaqNM:CNMD)	23.11	32.02	19.00	661.20	898.68	659.36	88.59	(0.18)	1.4x	10.1x	NM	
CR Bard Inc. (NYSE:BCR)	94.80	86.17	67.36	9,659.84	9,243.24	2,047.80	549.72	2.74	4.5x	16.8x	34.7x	
CryoLife Inc. (NYSE:CRY)	7.95	15.20	5.35	218.94	210.08	86.39	8.48	0.10	2.4x	24.8x	NM	
Cyberonics Inc. (NasdaqNM:CYBX)	13.16	27.55	14.70	359.70	407.92	130.97	(24.72)	(2.01)	3.1x	NM	NM	
Cynosure, Inc. (NasdaqNM:CYNO)	26.46	39.18	11.38	326.94	251.28	87.34	4.24	0.08	2.9x	NM	NM	
Datascope Corp. (NasdaqNM:DSCP)	36.40	39.68	29.23	561.18	506.13	379.50	54.37	1.42	1.3x	9.3x	25.6x	
DexCom, Inc. (NasdaqNM:DXCM)	8.83	14.40	6.17	249.85	238.32	3.17	(40.87)	(1.67)	NM	NM	NM	
Edwards Lifesciences Corp. (NYSE:EW)	45.99	52.95	41.55	2,607.86	2,643.36	1,044.40	259.40	1.91	2.5x	10.2x	24.0x	
Endologix Inc. (NasdaqNM:ELGX)	2.80	4.75	3.15	120.08	110.71	18.25	(14.56)	(0.43)	6.1x	NM	NM	
ev3, Inc. (NasdaqNM:EVVV)	12.71	21.54	14.47	1,326.39	1,280.15	221.70	(10.29)	(0.66)	5.8x	NM	NM	
Exactech Inc. (NasdaqNM:EXAC)	20.75	16.85	12.10	240.62	256.13	106.61	20.87	0.69	2.4x	12.3x	30.1x	
E-Z-EM Inc. (NasdaqNM:EZEM)	20.73	18.74	11.62	227.54	183.12	139.26	12.55	0.82	1.3x	14.6x	25.4x	
Fresenius AG (DB:FRE)	NA	87.19	52.44	12,823.82	24,365.82	14,941.40	2,605.91	3.09	1.6x	9.4x	NA	
Gen-Probe Inc. (NasdaqNM:GPRO)	62.93	61.15	44.32	3,385.45	2,990.37	369.56	146.91	1.25	8.1x	20.4x	NM	
Hansen Medical, Inc. (NasdaqNM:HNSN)	29.94	26.69	10.02	651.91	590.68	NA	(25.80)	(3.40)	NA	NM	NM	
HealthTronics Inc. (NasdaqNM:HTRN)	4.59	7.46	4.22	162.60	185.01	138.54	55.33	(0.49)	1.3x	3.3x	NM	

Company Name (Ticker Symbol)	Stock Price	Stock Price 52 Wk High	Stock Price 52 Wk Low	Market Cap <sup>2</sup>	TEV <sup>3</sup>	LTM <sup>4</sup> Revenue	LTM <sup>4</sup> EBITDA <sup>5</sup>	Diluted EPS Before Extra	TEV <sup>3</sup> /Revenue	TEV <sup>3</sup> /EBITDA <sup>5</sup>	P/Diluted EPS Before Extra
Hologic Inc. (NasdaqNM:HOLX)	68.64	63.18	38.07	8,645.14	8,555.94	618.04	134.34	0.92	NM	NM	NM
I-Flow Corp. (NasdaqNM:IFLO)	15.78	18.33	10.10	391.72	359.11	97.99	(1.78)	0.43	3.7x	NM	37.1x
Illumina Inc. (NasdaqNM:ILMN)	59.26	45.87	27.02	3,281.64	3,328.81	227.63	77.53	(5.43)	NM	NM	NM
Integra LifeSciences Holdings Corp. (NasdaqNM:IART)	41.93	52.85	34.56	1,105.40	1,425.86	465.19	110.90	0.98	3.1x	12.9x	42.7x
Intuitive Surgical Inc. (NasdaqNM:ISRG)	323.00	149.30	86.20	12,341.51	11,972.55	409.65	159.22	2.13	NM	NM	NM
Kensley Nash Corp. (NasdaqNM:KNSY)	29.92	33.69	22.26	366.67	337.80	70.88	21.72	0.64	4.8x	15.6x	46.6x
Kinetic Concepts Inc. (NYSE:KCI)	53.56	56.23	22.50	3,859.00	3,782.82	1,421.21	428.77	2.78	2.7x	8.8x	19.3x
LifeCell Corp. (NasdaqNM:LIFC)	43.11	33.39	20.94	1,469.49	1,386.38	153.98	49.15	0.67	9.0x	NM	NM
Lifecore Biomedical Inc. (NasdaqNM:LCBM)	14.45	20.14	13.00	194.81	159.99	68.12	13.92	0.53	2.3x	11.5x	27.4x
Masimo Corporation (NasdaqNM:MASI)	39.45	27.08	18.70	2,155.82	2,101.34	241.89	77.06	0.65	8.7x	NM	NM
Medtronic Inc. (NYSE:MDT)	50.27	54.86	42.37	56,838.23	57,626.23	12,299.00	4,515.00	2.41	4.7x	12.8x	20.8x
Mentor Corp. (NYSE:MNT)	39.10	54.40	38.08	1,327.21	1,379.28	301.97	90.06	1.24	4.6x	15.3x	31.6x
Meridian Bioscience Inc. (NasdaqNM:VIVO)	30.08	22.47	12.83	1,201.55	1,152.15	116.05	36.32	0.52	9.9x	NM	NM
Micrus Endovascular Corp. (NasdaqNM:MEND)	19.68	25.45	11.11	305.06	276.31	58.80	(3.18)	(0.38)	4.7x	NM	NM
Minrad International Inc. (Amex:BUF)	3.25	6.65	3.40	157.90	164.06	16.14	(9.32)	(0.24)	NM	NM	NM
National Dentex Corp. (NasdaqNM:NADX)	15.92	23.25	13.01	88.77	118.58	156.66	17.52	1.03	0.8x	6.8x	15.5x
Natus Medical Inc. (NasdaqNM:BABY)	19.35	18.99	10.65	419.53	397.08	97.58	18.37	0.26	4.1x	21.6x	NM
Nobel Biocare Holding AG (VIRTX:NOBE)	NA	379.69	233.67	6,584.62	6,530.41	832.20	304.50	8.79	7.8x	21.4x	NA
Northstar Neuroscience, Inc. (NasdaqNM:NSTR)	9.30	17.50	10.78	240.67	173.54	NA	(26.50)	(1.18)	NA	NM	NM
Noveko International Inc. (CDNX:EKO)	8.91	4.92	0.47	475.29	469.03	10.92	(1.16)	(0.08)	NM	NM	NM
NuVasive, Inc. (NasdaqNM:NUVA)	39.52	28.76	15.21	1,387.63	1,299.44	111.63	(8.06)	(1.31)	NM	NM	NM
Nxstage Medical, Inc. (NasdaqNM:NXTM)	15.17	14.43	6.86	555.98	528.41	25.79	(37.46)	(1.58)	NM	NM	NM
Orthofix International NV (NasdaqNM:OFIX)	57.97	53.43	38.24	981.72	1,275.42	401.28	80.65	(0.55)	3.2x	15.8x	NM
Ossur Hf. (ICSE:OSSR)	NA	2.16	1.69	661.77	1,021.13	272.48	46.59	0.00	3.7x	21.9x	NA
Osteotech Inc. (NasdaqNM:OSTE)	7.82	8.44	3.40	138.07	132.29	99.38	9.01	0.04	1.3x	14.7x	NM
Palomar Medical Technologies Inc. (NasdaqNM:PMTI)	15.32	58.10	32.67	280.29	160.25	135.61	56.43	2.62	1.2x	2.8x	5.9x
Power Medical Interventions, Inc. (NasdaqNM:PMII)	13.77	14.79	10.90	235.56	377.61	7.73	(26.09)	(3.00)	NM	NM	NM
Quidel Corp. (NasdaqNM:QDEL)	19.47	18.58	7.46	636.26	608.93	112.90	30.11	0.60	5.4x	20.2x	32.5x
ResMed Inc. (NYSE:RMD)	52.53	56.16	38.19	4,060.67	3,898.83	696.20	154.69	0.79	5.6x	NM	NM
Respironics Inc. (NasdaqNM:RESP)	65.48	44.70	33.04	4,860.78	4,588.40	1,143.38	235.62	1.56	4.0x	19.5x	42.0x
SenoRx, Inc. (NasdaqNM:SENO)	8.60	11.10	7.38	147.48	119.00	27.37	(8.29)	(1.60)	4.3x	NM	NM
Sirona Dental Systems Inc. (NasdaqNM:SIRO)	33.48	44.20	22.42	1,833.60	2,297.43	577.85	131.09	(0.09)	4.0x	17.5x	NM
Smith & Nephew plc (LSE:SN.)	11.53	13.56	8.15	10,326.47	11,431.40	2,880.00	768.00	0.42	4.0x	14.9x	27.2x
Somanetics Corp. (NasdaqNM:SMTS)	23.65	24.75	15.07	312.06	258.93	32.70	8.84	0.78	7.9x	NM	30.2x
SonoSite Inc. (NasdaqNM:SONO)	33.67	38.80	26.56	562.12	478.24	177.01	6.30	0.41	2.7x	NM	NM
Sonova Holding AG (SWX:SOON)	NA	103.86	62.64	7,569.57	7,293.49	886.39	252.50	2.97	8.2x	NM	NA

Company Name (Ticker Symbol)	Stock Price	Stock Price 52 Wk High	Stock Price 52 Wk Low	Market Cap <sup>2</sup>	TEV <sup>3</sup>	LTM <sup>4</sup> Revenue	LTM <sup>4</sup> EBITDA <sup>5</sup>	LTM <sup>4</sup> Diluted EPS Before Extra	TEV <sup>3</sup> /Revenue	TEV <sup>3</sup> /EBITDA <sup>5</sup>	P/Diluted EPS Before Extra
Spacelabs Healthcare, Inc. (AIM:SLAB)	NA	2.73	1.38	128.44	169.66	219.23	10.86	(0.01)	0.8x	15.6x	NA
The Spectranetics Corporation (NasdaqNM:SPNC)	15.33	13.56	9.14	481.45	438.14	67.24	3.26	(0.03)	6.5x	NM	NM
St. Jude Medical Inc. (NYSE:STJ)	40.64	44.91	31.50	13,913.31	15,237.32	3,405.01	1,040.51	1.52	4.5x	14.6x	26.7x
Stereotaxis Inc. (NasdaqNM:STXS)	12.22	13.83	8.14	452.76	426.42	34.62	(37.49)	(1.23)	NM	NM	NM
Stryker Corp. (NYSE:SYK)	74.72	70.26	39.77	30,671.36	28,615.36	5,574.00	1,520.50	2.12	5.1x	18.8x	35.3x
Symmetry Medical, Inc. (NYSE:SMA)	17.43	18.62	10.82	617.63	685.95	251.48	49.05	0.55	2.7x	14.0x	31.5x
Synovis Life Technologies Inc. (NasdaqNM:SYNO)	19.55	14.99	6.88	241.62	187.94	58.44	3.09	0.05	3.2x	NM	NM
Thoratec Corp. (NasdaqNM:THOR)	18.19	21.74	11.56	982.51	915.35	222.69	31.20	0.09	4.1x	NM	NM
TLC Vision Corp. (NasdaqNM:TLCV)	3.33	6.10	3.82	166.18	276.99	287.44	37.73	0.18	1.0x	7.3x	18.9x
TomoTherapy Incorporated (NasdaqNM:TTPY)	19.56	24.73	19.51	969.80	786.06	179.80	19.03	(3.00)	4.4x	NM	NM
TranS1, Inc. (NasdaqNM:TSON)	16.47	26.48	15.83	325.86	358.58	13.80	(9.01)	(0.66)	NM	NM	NM
Varian Medical Systems Inc. (NYSE:VAR)	52.16	56.00	39.45	6,529.18	6,356.29	1,680.27	400.50	1.93	3.8x	15.9x	27.1x
Volcano Corporation (NasdaqNM:VOLC)	12.51	23.10	7.95	585.59	493.65	112.76	11.33	(0.02)	4.4x	NM	NM
Wright Medical Group Inc. (NasdaqNM:WMGI)	29.17	25.79	20.20	1,054.85	1,000.76	346.97	66.87	0.43	2.9x	15.0x	NM
Zimmer Holdings Inc. (NYSE:ZMH)	66.15	94.38	52.20	15,527.06	15,319.76	3,585.20	1,481.70	3.55	4.3x	10.3x	18.6x
ZOLL Medical Corp. (NasdaqNM:ZOLL)	26.72	37.77	16.44	547.89	490.50	269.51	31.36	0.67	1.8x	15.6x	39.8x
MEAN (Clinical)									4.1x	14.3x	28.5x
MEDIAN (Clinical)									4.0x	14.7x	27.3x

### PRODUCTS — NON-CLINICAL DEVICES

Abaxis Inc. (NasdaqNM:ABAX)	35.86	27.00	16.94	771.92	720.19	86.22	17.86	0.46	8.4x	NM	NM
Beckman Coulter Inc. (NYSE:BEC)	72.80	68.20	50.54	4,566.74	5,408.94	2,573.10	477.30	2.56	2.1x	11.3x	28.5x
Caliper Life Sciences, Inc. (NasdaqNM:CALP)	5.53	6.43	3.96	262.89	257.86	114.01	(9.78)	(0.81)	2.3x	NM	NM
Cerus Corp. (NasdaqNM:CERS)	6.51	8.89	5.11	208.32	148.82	33.28	(11.21)	(0.37)	4.5x	NM	NM
Getinge AB (OM:GETI B)	NA	24.85	17.34	5,414.22	7,107.65	1,927.23	309.63	0.90	3.7x	23.0x	NA
Haemonetics Corp. (NYSE:HAE)	63.02	53.97	40.66	1,601.46	1,470.76	449.61	107.39	1.78	3.3x	13.7x	35.5x
Hillenbrand Industries Inc. (NYSE:HB)	55.73	69.45	47.92	3,454.81	3,618.81	1,989.20	443.00	3.64	1.8x	8.2x	15.3x
IDEXX Laboratories Inc. (NasdaqNM:IDXX)	58.63	96.90	72.45	3,589.80	3,615.19	782.11	166.31	2.95	4.6x	21.7x	19.9x
Invacare Corp. (NYSE:IVC)	25.20	25.72	17.24	807.54	1,313.96	1,511.24	83.70	(10.70)	0.9x	15.7x	NM
Steris Corp. (NYSE:STE)	28.84	31.71	21.83	1,828.95	1,893.28	1,197.41	214.44	1.23	1.6x	8.8x	23.4x
Thermo Fisher Scientific, Inc. (NYSE:TMO)	57.68	55.25	34.50	24,229.35	25,583.85	5,445.52	990.80	0.97	4.7x	25.8x	NM
TSO <sub>3</sub> Inc. (TSX:TOS)	2.63	2.98	1.75	126.03	97.84	0.84	(6.50)	(0.18)	NM	NM	NM
MEAN (Non-Clinical)									3.4x	16.0x	24.5x
MEDIAN (Non-Clinical)									3.3x	14.7x	23.4x

Company Name (Ticker Symbol)	Stock Price	Stock Price 52 Wk High	Stock Price 52 Wk Low	Market Cap <sup>2</sup>	TEV <sup>3</sup>	LTM <sup>4</sup> Revenue	LTM <sup>4</sup> EBITDA <sup>5</sup>	LTM <sup>4</sup> Diluted EPS Before Extra	TEV <sup>3</sup> /Revenue	TEV <sup>3</sup> /EBITDA <sup>5</sup>	P/Diluted EPS Before Extra
<b>PRODUCTS — DISPOSABLES</b>											
ATRION Corp. (NasdaqNM:ATRI)	125.00	104.00	67.01	237.75	236.71	84.55	21.17	5.93	2.8x	11.2x	21.1x
Becton Dickinson & Co. (NYSE:BDX)	83.58	81.08	58.44	20,404.30	20,898.13	6,094.22	1,726.30	2.88	3.4x	12.1x	29.1x
CRH Medical Corporation (CDNX:CRM)	2.49	3.17	1.16	108.01	103.16	0.44	(4.09)	(0.10)	NM	NM	NM
ICU Medical Inc. (NasdaqNM:ICUI)	36.01	48.51	36.23	499.93	397.33	201.67	44.42	1.86	2.0x	8.9x	19.4x
Medical Action Industries Inc. (NasdaqNM:MDCI)	20.85	25.61	13.87	334.04	386.89	217.33	27.63	0.80	1.8x	14.0x	26.0x
Merit Medical Systems Inc. (NasdaqNM:MMSI)	13.90	16.79	11.25	379.55	367.35	196.66	30.50	0.45	1.9x	12.0x	30.6x
Micrus Endovascular Corp. (NasdaqNM:MEND)	19.68	25.45	11.11	305.06	276.31	58.80	(3.18)	(0.38)	4.7x	NM	NM
Nipro Corp. (TSE:8086)	NA	21.24	15.68	1,273.17	2,243.13	1,827.67	216.23	0.69	1.2x	10.4x	NA
Rochester Medical Corp. (NasdaqNM:ROCM)	11.16	29.76	6.85	131.93	102.71	28.04	4.81	2.86	3.7x	21.4x	3.9x
Terumo Corp. (TSE:4543)	NA	40.68	29.47	11,076.44	10,685.21	2,256.32	586.66	1.53	4.7x	18.2x	NA
Vascular Solutions Inc. (NasdaqNM:VASC)	6.50	11.37	7.01	100.71	97.35	45.51	1.47	(0.43)	2.1x	NM	NM
Vital Signs Inc. (NasdaqNM:VITL)	51.12	60.49	47.33	679.18	550.99	209.68	55.04	2.48	2.6x	10.0x	20.6x
Vnus Medical Technologies Inc. (NasdaqNM:VNUS)	14.52	15.54	5.93	226.73	162.74	53.98	(7.91)	(0.58)	3.0x	NM	NM
Vyteris Inc. (OTCBB:VYHN)	0.70	3.12	0.11	62.20	73.75	2.90	(12.06)	(0.69)	NM	NM	NM
<b>MEAN (Disposables)</b>									<b>2.8x</b>	<b>13.1x</b>	<b>21.5x</b>
<b>MEDIAN (Disposables)</b>									<b>2.7x</b>	<b>12.0x</b>	<b>21.1x</b>

<b>PRODUCTS — COMMERCIAL</b>											
Bio-Rad Laboratories Inc. (AMEX:BIO)	103.62	88.54	62.66	2,781.69	2,669.33	1,288.10	203.90	3.66	2.1x	13.1x	28.3x
Cantel Medical Corp. (NYSE:CMN)	14.58	19.50	12.27	237.14	290.07	206.67	26.22	0.44	1.4x	11.1x	32.8x
Dentsply International, Inc. (NasdaqNM:XRAY)	45.02	39.28	28.99	6,818.37	7,060.60	1,852.36	397.99	1.48	3.8x	17.7x	30.4x
Excel Technology Inc. (NasdaqNM:XLTC)	27.10	29.74	24.55	314.93	256.99	159.11	25.55	1.19	1.6x	10.1x	22.8x
Immucor Inc. (NasdaqNM:BLUD)	33.99	35.99	18.32	2,377.43	2,252.65	212.51	93.06	0.76	NM	NM	44.7x
Ion Beam Applications SA (ENXTBR:IBAB)	27.73	34.34	14.73	705.37	644.56	224.66	24.11	1.57	2.9x	NM	17.6x
IRIS International Inc. (NasdaqNM:IRIS)	19.62	17.07	7.72	364.26	340.49	74.50	9.13	(0.02)	4.6x	NM	NM
Luminex Corp. (NasdaqNM:LMNX)	16.24	20.75	11.44	594.47	584.40	56.60	6.44	0.03	NM	NM	NM
OraSure Technologies Inc. (NasdaqNM:OSUR)	8.89	10.16	6.15	414.44	332.00	73.05	8.28	0.13	4.5x	NM	NM
SurModics Inc. (NasdaqNM:SRDX)	54.27	53.49	28.52	991.57	965.26	69.81	44.07	1.31	NM	21.9x	41.4x
Ventana Medical Systems Inc. (NasdaqNM:VMSI)	87.23	82.95	36.77	3,023.65	2,982.82	248.57	67.96	1.23	NM	NM	NM
West Pharmaceutical Services Inc. (NYSE:WST)	40.59	54.83	31.16	1,313.61	1,561.01	948.10	182.90	2.18	1.6x	8.5x	18.6x
XTENT, Inc. (NasdaqNM:XTNT)	9.84	17.24	8.56	225.57	157.48	NA	(26.87)	(6.33)	NA	NM	NM
Young Innovations Inc. (NasdaqNM:YDNT)	23.91	37.10	24.00	193.86	232.57	93.01	26.25	1.53	2.5x	8.9x	15.7x
<b>MEAN (Commercial)</b>									<b>2.8x</b>	<b>13.0x</b>	<b>28.0x</b>
<b>MEDIAN (Commercial)</b>									<b>2.5x</b>	<b>11.1x</b>	<b>28.3x</b>

Company Name (Ticker Symbol)	Stock Price	Stock Price 52 Wk High	Stock Price 52 Wk Low	Market Cap <sup>2</sup>	TEV <sup>3</sup>	LTM <sup>4</sup> Revenue	LTM <sup>4</sup> EBITDA <sup>5</sup>	LTM <sup>4</sup> Diluted EPS Before Extra	TEV <sup>3</sup> /Revenue	TEV <sup>3</sup> /EBITDA <sup>5</sup>	P/Diluted EPS Before Extra
<b>PRODUCTS — CONSUMER</b>											
BodyTel Scientific, Inc. (OTCBB:BDYT)	2.72	2.51	2.02	197.15	197.17	NA	NA	(0.10)	NA	NA	NA
Essilor International (ENXTPA:EF)	63.71	125.74	103.23	13,121.35	13,039.48	3,549.46	849.08	4.10	3.7x	15.4x	15.5x
FGX International Holdings Limited (NasdaqNM:FGXI)	11.85	18.89	9.92	252.45	470.33	247.71	54.77	0.63	1.9x	8.6x	18.9x
Home Diagnostics, Inc. (NasdaqNM:HDIX)	8.17	13.20	9.88	147.17	113.95	113.58	22.74	0.62	1.0x	5.0x	13.2x
Insulet Corporation (NasdaqNM:PODD)	23.48	17.00	13.63	620.58	545.71	5.45	(33.02)	(2.25)	NM	NM	NM
Inverness Medical Innovations Inc. (Amex:IMA)	56.18	53.85	25.99	4,253.78	5,447.86	600.61	86.36	(0.21)	9.1x	NM	NM
Sonic Innovations Inc. (NasdaqNM:SNCI)	7.72	10.29	3.66	206.54	199.25	109.93	6.99	0.08	1.8x	NM	NM
SSL International plc (LSE:SSL)	10.63	9.39	5.41	2,026.64	2,200.94	946.30	136.37	0.34	2.3x	16.1x	31.7x
<b>MEAN (Consumer)</b>									<b>3.3x</b>	<b>11.3x</b>	<b>19.8x</b>
<b>MEDIAN (Consumer)</b>									<b>2.1x</b>	<b>12.0x</b>	<b>17.2x</b>

<b>PRODUCTS — PHARMACEUTICALS</b>											
Abbott Laboratories (NYSE:ABT)	56.15	59.50	43.58	86,767.08	96,460.44	23,186.14	6,566.11	0.98	4.2x	14.7x	NM
Abraxis Bioscience, Inc. (NasdaqNM:ABII)	68.77	73.44	33.00	2,749.49	2,748.63	300.27	2.31	(1.03)	9.2x	NM	NM
Alcon Inc. (NYSE:ACL)	143.04	144.39	90.85	42,613.48	41,838.48	5,062.20	2,125.20	4.56	8.3x	19.7x	31.4x
Allergan Inc. (NYSE:AGN)	64.24	62.50	51.40	19,719.82	19,925.82	3,324.10	934.70	1.19	6.0x	21.3x	NM
Alpharma, Inc. (NYSE:ALO)	20.15	28.47	19.64	879.51	853.15	662.93	126.49	1.26	1.3x	6.7x	16.0x
Altana AG (DB:ALT)	NA	76.87	23.26	3,401.65	3,426.61	1,766.93	311.51	0.86	1.9x	11.0x	NA
Array Biopharma Inc. (NasdaqNM:ARRY)	8.42	14.59	8.60	397.01	243.85	36.97	(52.70)	(1.36)	6.6x	NM	NM
ARYx Therapeutics, Inc. (NasdaqNM:ARYX)	7.75	9.24	6.63	136.82	227.83	6.19	(23.83)	(1.94)	NM	NM	NM
Astellas Pharma, Inc. (TSE:4503)	NA	45.02	34.87	22,015.93	17,152.99	7,632.54	1,577.15	1.47	2.2x	10.9x	NA
AstraZeneca plc (LSE:AZN)	43.01	71.74	51.86	62,658.43	73,371.53	27,261.00	9,841.00	3.97	2.7x	7.5x	10.8x
Barr Pharmaceuticals Inc. (NYSE:BRL)	53.10	59.25	44.60	5,721.58	7,425.64	2,105.34	698.52	(6.95)	3.5x	10.6x	NM
Biovail Corp. (NYSE:BVF)	13.46	25.97	14.51	2,167.38	1,750.91	1,094.91	600.53	1.43	1.6x	2.9x	9.4x
Bristol-Myers Squibb Co. (NYSE:BMJ)	26.52	32.25	20.08	52,470.11	55,015.11	17,714.00	4,050.00	0.79	3.1x	13.6x	33.4x
Cubist Pharmaceuticals Inc. (NasdaqNM:CBST)	20.51	24.40	16.97	1,150.36	1,132.40	214.17	24.76	0.20	5.3x	NM	NM
Cypress Bioscience Inc. (NasdaqNM:CYPB)	11.03	18.20	5.27	412.56	235.27	4.07	(7.28)	(0.18)	NM	NM	NM
Durect Corp. (NasdaqNM:DRRX)	6.43	5.55	2.56	476.19	446.81	22.41	(26.85)	(0.53)	NM	NM	NM
Dyax Corp. (NasdaqNM:DYAX)	3.66	6.95	2.63	221.12	184.60	12.73	(52.03)	(1.37)	NM	NM	NM
Eli Lilly & Co. (NYSE:LLY)	53.39	61.00	51.13	60,560.97	61,969.47	16,202.40	5,163.00	2.15	3.8x	12.0x	24.9x
Endo Pharmaceuticals Holdings Inc. (NasdaqNM:ENDP)	26.67	35.85	26.68	3,576.77	2,693.89	959.03	341.92	1.30	2.8x	7.9x	20.5x
Forest Laboratories Inc. (NYSE:FRX)	36.45	57.97	38.17	11,367.19	9,792.53	3,360.27	1,245.24	1.41	2.9x	7.9x	25.9x
Glaxosmithkline plc (LSE:GSK)	25.42	40.50	24.49	138,919.51	146,925.07	45,332.55	17,617.50	1.87	3.2x	8.3x	13.6x
Hospira Inc. (NYSE:HSP)	42.64	44.30	31.15	6,718.23	8,852.30	2,807.01	587.25	0.81	3.2x	15.1x	NM
InterMune Inc. (NasdaqNM:ITMN)	13.33	36.60	14.75	519.56	425.24	86.77	(63.70)	(3.39)	4.9x	NM	NM

Company Name (Ticker Symbol)	Stock Price	Stock Price 52 Wk High	Stock Price 52 Wk Low	Market Cap <sup>2</sup>	TEV <sup>3</sup>	LTM <sup>4</sup> Revenue	LTM <sup>4</sup> EBITDA <sup>5</sup>	Diluted EPS Before Extra	TEV/ <sup>6</sup> Revenue	TEV/ <sup>6</sup> EBITDA <sup>5</sup>	P/Diluted EPS Before Extra
Inyx Inc. (OTCPK:IYXI)	0.01	2.89	0.08	0.64	118.48	85.04	(10.81)	(0.77)	1.4x	NM	NM
ISTA Pharmaceuticals Inc. (NasdaqNM:ISTA)	4.90	10.74	5.19	161.02	153.00	37.84	(34.58)	(1.50)	4.0x	NM	NM
Johnson & Johnson (NYSE:JNJ)	66.70	69.41	59.68	190,878.73	190,455.73	55,369.00	16,432.00	3.51	3.4x	11.6x	19.0x
King Pharmaceuticals Inc. (NYSE:KG)	10.24	22.25	15.64	2,503.01	1,823.92	2,020.30	777.27	1.46	0.9x	2.3x	7.0x
KV Pharmaceutical Co. (NYSE:KV.A)	28.54	28.75	16.59	1,413.58	1,445.96	380.53	91.42	0.91	3.8x	15.8x	31.3x
Mannatech Inc. (NasdaqNM:MTEX)	6.32	19.89	11.47	167.23	132.77	415.90	50.31	1.23	0.3x	2.6x	5.1x
MAP Pharmaceuticals, Inc. (NasdaqNM:MAPP)	17.51	20.00	12.25	354.19	440.69	NA	(32.83)	(4.35)	NA	NM	NM
Meda AB (OM:MEDA A)	NA	20.98	10.02	3,103.73	4,845.84	821.27	237.01	0.51	5.9x	20.4x	NA
Medicis Pharmaceutical Corp. (NYSE:MRX)	25.97	40.31	22.57	1,461.20	1,148.15	369.20	67.27	0.40	3.1x	17.1x	NM
Merck & Co. Inc. (NYSE:MRK)	58.11	55.14	35.00	126,480.31	127,372.91	22,995.60	10,636.70	2.11	5.5x	12.0x	27.5x
MGI Pharma Inc. (NasdaqNM:MOGN)	40.53	24.76	13.27	3,293.79	3,391.37	347.79	3.08	(0.46)	9.8x	NM	NM
Mylan Laboratories Inc. (NYSE:MYL)	14.06	23.49	17.65	4,251.63	4,732.88	1,611.82	630.71	0.99	2.9x	7.5x	14.2x
Novartis AG (VIRTX:NOVN)	NA	64.10	54.96	125,744.97	118,240.54	38,417.00	10,749.00	3.10	3.1x	11.0x	NA
Novo Nordisk A/S (CPSE:NOVO B)	NA	115.26	66.32	41,606.56	40,675.60	7,120.52	2,034.33	3.89	5.7x	20.0x	NA
OSI Pharmaceuticals Inc. (NasdaqNM:OSIP)	48.51	43.17	30.17	2,816.88	2,800.68	393.91	12.16	(10.24)	7.1x	NM	NM
Par Pharmaceutical Companies Inc. (NYSE:PRX)	24.00	30.68	13.52	811.90	724.21	509.58	62.73	0.72	1.4x	11.5x	33.4x
Perrigo Co. (NasdaqNM:PRGO)	35.01	20.65	14.63	3,272.49	3,862.79	1,428.20	177.43	0.72	2.7x	21.8x	48.8x
Pfizer Inc. (NYSE:PFE)	22.73	28.60	22.16	155,241.47	141,732.47	49,098.00	20,728.00	1.44	2.9x	6.8x	15.8x
Pharmion Corp. (NasdaqNM:PHRM)	62.86	32.83	15.56	2,346.06	2,088.43	244.73	(0.64)	(2.40)	8.5x	NM	NM
Roche Holding AG (VIRTX:ROG)	NA	198.65	170.82	148,846.28	142,137.86	35,670.25	12,358.78	7.40	4.0x	11.5x	NA
Salix Pharmaceuticals Ltd. (NasdaqNM:SLXP)	7.88	16.38	9.77	375.01	319.78	226.47	37.15	0.63	1.4x	8.6x	12.4x
Sanofi-Aventis (ENXTPA:SAN)	91.92	109.08	82.10	124,397.43	132,532.87	39,641.06	15,336.50	3.89	3.3x	8.6x	23.6x
Schering-Plough Corp. (NYSE:SGP)	26.64	33.81	18.45	43,149.39	37,756.39	11,018.00	2,275.00	0.84	3.4x	16.6x	31.7x
Sciele Pharma Inc. (NasdaqNM:SCRX)	20.45	26.83	17.01	729.02	849.81	308.99	105.38	1.34	2.8x	8.1x	15.2x
Sepracor, Inc. (NasdaqNM:SEPR)	26.25	63.24	40.26	2,932.20	2,944.43	1,242.29	273.11	1.70	2.4x	10.8x	15.4x
Sucampo Pharmaceuticals, Inc. (NasdaqNM:SCMP)	18.34	14.50	10.75	765.32	675.64	81.56	20.62	0.55	8.3x	NM	33.4x
Targanta Therapeutics Corp. (NasdaqNM:TARG)	9.04	10.40	7.61	189.56	282.11	NA	(37.96)	(2,453.68)	NA	NM	NM
Taro Pharmaceutical Industries Ltd. (OTCPK:TARO.F)	7.70	14.98	5.70	228.10	456.49	297.74	40.47	0.19	1.5x	11.3x	40.1x
Teva Pharmaceutical Industries Ltd. (NasdaqNM:TEVA)	46.48	42.18	29.22	37,552.54	40,243.54	8,815.00	2,890.00	2.30	4.6x	13.9x	20.2x
Valeant Pharmaceuticals International (NYSE:VRX)	11.97	20.68	15.29	1,089.14	1,503.47	921.11	226.60	(0.53)	1.6x	6.6x	NM
ViroPharma Inc. (NasdaqNM:VPHM)	7.94	18.39	7.07	554.89	252.67	186.84	130.29	1.14	1.4x	1.9x	7.0x
Watson Pharmaceuticals Inc. (NYSE:WPI)	27.14	33.28	21.35	2,812.49	3,648.35	2,243.62	437.65	(4.30)	1.6x	8.3x	NM
Wyeth (NYSE:WYE)	44.19	62.20	42.48	59,176.60	58,022.19	20,881.40	6,883.63	3.17	2.8x	8.4x	13.9x
<b>MEAN (Pharmaceuticals)</b>									<b>3.8x</b>	<b>11.1x</b>	<b>21.5x</b>
<b>MEDIAN (Pharmaceuticals)</b>									<b>3.1x</b>	<b>10.9x</b>	<b>19.6x</b>

Company Name (Ticker Symbol)	Stock Price	Stock Price 52 Wk High	Stock Price 52 Wk Low	Market Cap <sup>2</sup>	TEV <sup>3</sup>	LTM <sup>4</sup> Revenue	LTM <sup>4</sup> EBITDA <sup>5</sup>	LTM <sup>4</sup> Diluted EPS Before Extra	TEV <sup>3</sup> /Revenue	TEV <sup>3</sup> /EBITDA <sup>5</sup>	P/Diluted EPS Before Extra	
<b>PRODUCTS — BIOTECH</b>												
Albany Molecular Research Inc. (NasdaqNM:AMRI)	14.38	16.49	8.41	474.05	383.16	184.82	24.23	0.11	2.1x	15.8x	NM	
Alnylam Pharmaceuticals Inc. (NasdaqNM:ALNY)	29.08	24.71	11.29	1,183.56	722.83	28.43	(41.48)	(1.41)	NM	NM	NM	
Amgen Inc. (NasdaqNM:AMGN)	46.44	77.00	52.36	50,510.09	55,873.09	14,738.00	6,498.00	2.59	3.8x	8.6x	17.9x	
Amylin Pharmaceuticals Inc. (NasdaqNM:AMLN)	37.00	51.54	35.55	4,987.79	4,680.31	600.51	(156.14)	(1.57)	7.8x	NM	NM	
Angiotech Pharmaceuticals Inc. (TSX:ANP)	3.47	13.20	5.70	295.32	774.69	349.09	100.76	(0.01)	2.2x	7.7x	NM	
Biogen Idec Inc. (NasdaqNM:BIIB)	56.92	54.90	40.24	16,698.56	17,587.44	1,953.14	1,272.89	0.65	9.0x	13.8x	NM	
Celera Group (NYSE:CRA)	15.87	16.55	11.63	1,256.95	708.82	51.00	(44.64)	(0.22)	NM	NM	NM	
Celgene Corporation (NasdaqNM:CELG)	46.21	66.95	39.31	17,836.97	15,706.99	1,010.45	320.82	0.28	NM	NM	NM	
Cephalon Inc. (NasdaqNM:CEPH)	71.76	84.83	53.70	4,811.65	5,322.23	1,844.16	562.32	3.08	2.9x	9.5x	23.3x	
Enzo Biochem Inc. (NYSE:ENZ)	12.74	17.54	11.01	467.80	364.01	44.91	(18.51)	(0.43)	8.1x	NM	NM	
Enzon Pharmaceuticals Inc. (NasdaqNM:ENZN)	9.53	9.33	7.12	420.95	614.98	182.41	30.39	0.10	3.4x	20.2x	NM	
EPIX Pharmaceuticals Inc. (NasdaqNM:EPIX)	3.94	8.75	3.50	142.07	176.43	6.29	(43.25)	(6.88)	NM	NM	NM	
Exelixis Inc. (NasdaqNM:EXEL)	8.63	12.77	7.53	902.04	754.23	108.69	(96.86)	(1.10)	6.9x	NM	NM	
Genentech Inc. (NYSE:DNA)	67.07	89.73	72.31	70,630.81	70,056.81	10,141.00	4,373.00	2.24	6.9x	16.0x	30.0x	
Genomic Health Inc. (NasdaqNM:GHDX)	22.64	24.68	10.83	637.38	568.85	38.20	(24.06)	(1.18)	NM	NM	NM	
Genzyme Corp. (NasdaqNM:GENZ)	74.44	70.50	57.74	19,799.25	19,673.50	3,339.35	1,215.58	0.15	5.9x	16.2x	NM	
Gilead Sciences Inc. (NasdaqNM:GILD)	46.01	42.24	29.01	42,824.82	43,519.90	3,361.69	2,042.00	(1.14)	NM	21.3x	NM	
Human Genome Sciences Inc. (NasdaqNM:HGSJ)	10.44	13.96	8.74	1,405.41	1,933.15	28.18	(175.92)	(1.81)	NM	NM	NM	
Imclone Systems Inc. (NasdaqNM:IMCL)	43.00	47.11	26.28	3,708.84	3,252.07	574.22	238.32	1.93	5.7x	13.6x	22.3x	
Incyte Corporation (NasdaqNM:INCY)	10.05	8.30	3.85	846.69	959.25	28.60	(54.17)	(0.94)	NM	NM	NM	
Invitrogen Corp. (NasdaqNM:IVGN)	93.41	75.41	54.70	4,349.72	4,856.65	1,292.10	343.59	(3.59)	3.8x	14.1x	NM	
ISIS Pharmaceuticals Inc. (NasdaqNM:ISIS)	15.75	14.00	5.68	1,369.46	1,415.60	22.02	(56.26)	(0.54)	NM	NM	NM	
Martek Biosciences Corp. (NasdaqNM:MATK)	29.58	30.84	19.64	968.86	957.54	284.49	53.39	0.38	3.4x	17.9x	NM	
Medarex Inc. (NasdaqNM:MEDX)	10.42	16.59	8.72	1,326.16	1,074.75	47.11	(171.29)	(0.27)	NM	NM	NM	
Millennium Pharmaceuticals Inc. (NasdaqNM:MLNM)	14.98	12.29	8.75	4,836.58	4,285.61	475.08	46.57	(0.09)	9.0x	NM	NM	
Myriad Genetics Inc. (NasdaqNM:MYGN)	46.42	40.30	21.72	2,041.23	1,852.66	143.67	(38.50)	(0.96)	NM	NM	NM	
Nabi Biopharmaceuticals (NasdaqNM:NABI)	3.61	7.36	4.35	220.78	230.53	94.10	(41.90)	(0.80)	2.4x	NM	NM	
Nanosphere, Inc. (NasdaqNM:NSPH)	13.99	22.04	11.50	310.24	425.60	1.18	(29.38)	(58.92)	NM	NM	NM	
Nektar Therapeutics (NasdaqNM:NKTR)	6.71	18.11	9.10	618.57	570.67	273.78	(46.49)	(1.63)	2.1x	NM	NM	
NPS Pharmaceuticals Inc. (NasdaqNM:NPSP)	3.83	5.49	3.25	177.98	404.43	52.41	(25.51)	(2.05)	7.7x	NM	NM	
Orthovita Inc. (NasdaqNM:VITA)	3.49	4.16	2.74	261.98	232.66	49.16	(13.72)	(0.30)	4.7x	NM	NM	
Regeneron Pharmaceuticals Inc. (NasdaqNM:REGN)	24.15	28.74	10.88	1,597.52	1,400.54	61.02	(84.54)	(1.86)	NM	NM	NM	
Senomyx Inc. (NasdaqNM:SNMX)	7.49	19.00	11.26	228.08	158.30	12.89	(17.51)	(0.77)	NM	NM	NM	

Company Name (Ticker Symbol)	Stock Price	Stock Price 52 Wk High	Stock Price 52 Wk Low	Market Cap <sup>2</sup>	TEV <sup>3</sup>	LTM <sup>4</sup> Revenue	LTM <sup>4</sup> EBITDA <sup>5</sup>	LTM <sup>4</sup> Diluted EPS Before Extra	TEV <sup>3</sup> /Revenue	TEV <sup>3</sup> /EBITDA <sup>5</sup>	P/Diluted EPS Before Extra
Techne Corp. (NasdaqNM:TECH)	66.05	61.97	45.27	2,609.77	2,428.77	217.12	128.96	2.07	NM	18.8x	31.9x
Tutogen Medical Inc. (Amex:TTG)	10.45	11.31	4.20	202.49	194.56	45.28	6.26	0.04	4.3x	NM	NM
United Therapeutics Corp. (NasdaqNM:UTHR)	97.65	68.12	47.67	2,076.82	2,089.76	166.64	43.72	2.99	NM	NM	32.7x
Vertex Pharmaceuticals Inc. (NasdaqNM:VRTX)	23.23	45.38	25.61	3,073.28	2,590.73	246.08	(187.70)	(2.02)	NM	NM	NM
<b>MEAN (Biotech)</b>									5.1x	14.9x	26.3x
<b>MEDIAN (Biotech)</b>									4.5x	15.8x	26.6x

### PRODUCTS — DISTRIBUTION

AmerisourceBergen Corp. (NYSE:ABC)	44.87	56.56	40.89	7,536.42	7,656.57	64,567.25	924.99	2.48	0.1x	8.3x	18.1x
Cardinal Health Inc. (NYSE:CAH)	57.75	76.15	61.15	20,880.27	23,324.97	87,540.20	2,890.40	2.39	0.3x	8.1x	24.2x
CVS Caremark Corp. (NYSE:CVS)	39.75	39.44	27.09	58,706.42	67,318.02	47,019.20	3,474.20	1.65	1.4x	19.4x	24.1x
Henry Schein Inc. (NasdaqNM:HSIC)	61.40	56.00	45.82	5,497.63	5,756.26	5,325.46	406.49	2.12	1.1x	14.2x	28.9x
Longs Drug Stores Corp. (NYSE:LDG)	47.00	59.20	38.76	1,772.98	1,967.01	5,165.69	245.94	1.94	0.4x	8.0x	24.2x
McKesson Corp. (NYSE:MCK)	65.51	63.90	45.23	18,957.74	18,389.74	92,977.00	1,581.00	3.17	0.2x	11.6x	20.6x
Owens & Minor Inc. (NYSE:OMI)	42.43	37.80	28.25	1,732.67	1,960.11	5,957.94	131.13	1.06	0.3x	14.9x	40.0x
Patterson Companies Inc. (NasdaqNM:PDCO)	33.95	39.76	29.61	4,746.99	4,581.93	2,798.40	368.95	1.51	1.6x	12.4x	22.5x
PSS World Medical Inc. (NasdaqNM:PSSI)	19.57	21.83	16.81	1,266.14	1,431.68	1,741.64	110.40	0.73	0.8x	13.0x	26.9x
Rite Aid Corp. (NYSE:RAD)	2.79	6.74	4.12	2,218.41	8,654.46	17,628.44	628.41	0.02	0.5x	13.8x	NM
Walgreen Co. (NYSE:WAG)	38.08	51.60	39.91	37,751.75	38,623.15	52,510.80	3,955.10	2.04	0.7x	9.8x	18.7x
<b>MEAN (Distribution)</b>									0.7x	12.1x	24.8x
<b>MEDIAN (Distribution)</b>									0.5x	12.4x	24.1x

<b>MEAN (PRODUCTS)</b>									3.7x	13.1x	24.9x
<b>MEDIAN (PRODUCTS)</b>									3.3x	12.8x	24.2x

1) Source: Financial Information from SEC filings and other publicly-available sources

2) Market Cap: Total Value of Company's Stock; Equal to the Number of Shares Outstanding Times the Price per Share

3) TEV (Total Enterprise Value): Market Capitalization Plus Debt Less Cash

4) LTM: Latest Twelve Months

5) EBITDA: Earnings Before Interest, Taxes, Depreciation and Amortization

6) NA: Not Available

7) NM: Not Meaningful

All Currency Values Expressed in USD



## ABOUT SCOTT-MACON

Scott-Macon is an investment banking firm providing corporate advisory services to a broad range of industries, including a specific focus on the healthcare, medical and pharmaceutical services and products industries. Founded in 1973, Scott-Macon has 20 senior professionals with an average of 20 years' experience in investment banking. In 2008 Scott-Macon is proud to celebrate its 35th year of providing corporate advisory services to its clients.

## SERVICES AND CAPABILITIES

- Corporate Sales—Assisting privately-held and publicly-traded companies to arrange sale, divestiture and merger transactions as well as corporate valuations for board or management use.
- Acquisition Advisory—Providing assistance in identifying acquisition prospects, contacting companies, and negotiating acquisition transactions.
- Capital Raising—Arranging for the private placement of equity and debt securities.
- Strategic Planning—Planning overall corporate objectives, reviewing strategic alternatives, and creating plans for maximizing value.

## CONTACT INFORMATION

Telephone 212-755-8200

Facsimile 212-755-8255

Website [www.scott-macon.com](http://www.scott-macon.com)

## HEALTHCARE GROUP PROFESSIONALS

Nathan D. Cortright  
*Group Head*

[ncortright@scott-macon.com](mailto:ncortright@scott-macon.com)

Robert B. Dimmitt  
*Senior Managing Director*  
[rdimmitt@scott-macon.com](mailto:rdimmitt@scott-macon.com)

Alexander L. Scott  
*Managing Director*  
[ascott@scott-macon.com](mailto:ascott@scott-macon.com)

Jeffrey M. Tepper  
*Managing Director*  
[jtepper@scott-macon.com](mailto:jtepper@scott-macon.com)

Patrick T. Cavanagh  
*Senior Vice President*  
[pcavanagh@scott-macon.com](mailto:pcavanagh@scott-macon.com)

Timothy L. Hoffman  
*Senior Vice President*  
[thoffman@scott-macon.com](mailto:thoffman@scott-macon.com)

Jared Mudge  
*Vice President*  
[jmudge@scott-macon.com](mailto:jmudge@scott-macon.com)

---

## SCOTT-MACON, LTD.

800 Third Avenue  
New York, NY 10022

CHANGE SERVICE REQUESTED

Presort First Class U.S. Postage <b>PAID</b> New York, NY Permit No. 7491
--