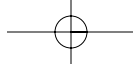


SCOTT-MACON HEALTHCARE REVIEW: THIRD QUARTER 2007

S	Third Quarter 2007 Healthcare Review	2
T	Healthcare Overview, Mean Revenue Multiples	4
N	Healthcare Overview, Mean EBITDA Multiples	5
E	Analysis of Selected Healthcare Merger and Acquisition Transactions July 1–September 30, 2007	6
T		
N	Analysis of Selected Publicly-Traded Healthcare Companies	27
C		
O		
N		

SCOTT-MACON, LTD.



THIRD QUARTER 2007 HEALTHCARE REVIEW

Dear Clients and Friends:

Scott-Macon is pleased to present our quarterly Healthcare Review covering the third quarter of 2007.

Pages four and five present a visual snapshot of the average multiples for all the healthcare transactions that either closed or were announced during the third quarter, along with the average multiples for the major publicly-traded healthcare companies. Our analysis breaks the industry down into three major sectors, Services, Providers and Products, and then further divides each of these three sectors into several sub-sectors. Consequently, you can glance at these two pages and get a quick sense for the variation in prices for different types of healthcare, medical and pharmaceutical services and products companies. Scott-Macon divides the Products category into eight sub-sectors in order to present a clearer picture of the valuations and market activity in this segment.

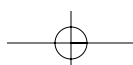
Turning to the mergers and acquisitions transactions starting on page six, the Insurance segment indicates the ongoing trend of the big getting bigger- Aetna, Coventry, Humana and United were involved in over half of the quarter's deals! United announced the \$2.4 billion Sierra deal, and Humana snapped up vision and dental

player CompBenefits for \$628 million.

Within the Technology segment, the largest deal by far is the pending offer for Affiliated Computer Services (ACS), which is going sideways in the wake of the turmoil in the credit markets. This deal and two others, Quovadx and a Misys division, are being led by financial investors rather than strategic corporate buyers, indicating just how very plentiful the private equity markets are these days. McKesson and Philips announced deals in the third quarter, indicating that the strategic players can still prevail once in a while against the financial buyers.

The Outsourcing segment had by far the largest number of deals in the Services area for the third quarter. Here we go again- the largest deal involves private equity firm Genstar buying out PRA International for an eye-popping 18.0x EBITDA! Lots of corporate buyers got into the act as well, though, such as WellPoint buying American Imaging Management, CIGNA buying Sagamore, and Principal Financial acquiring Diversified Dental.

The Providers sector saw a multitude of deals in the third quarter, particularly in the Acute and Non-Acute sectors. Community Health Systems completed its deal



for Triad Hospitals for \$6.8 billion, paying 1.2x revenue and 9.9x EBITDA. The acquisition of Triad marked a departure from Community Health's practice of buying smaller rural hospitals as the 53 hospitals and 13 surgery centers operated by Triad are in small or midsized cities.

Long Term Care showed a sizeable gain in deal activity this quarter headlined by The Carlyle Group's announced takeover of Manor Care for \$5.9 billion, and JER Partners'/Formation Capital's acquisition of Genesis Healthcare for \$1.9 billion. The average deal size in this segment increased from \$464 million in the second quarter to \$538 million in the third quarter.

There were several multi-billion dollar deals across all sub-sectors of the Products sector during the third quarter. These included the \$11.3 billion acquisition of Biomet by a private equity consortium of Blackstone, Goldman Sachs, Kohlberg Kravis Roberts and Texas Pacific Group. Also included were Siemens' acquisition of Dade Behring Holdings, Hologic's acquisition of CYTYC and Madison Dearborn Partners' acquisition of VWR International. Private equity buyers continue to drive multiples in the Products sector higher, with reported

median multiples of 3.2x revenue and 16.6x EBITDA for all M&A transactions in the third quarter.

Following the mergers and acquisitions analysis, we present an analysis of publicly-traded Services, Providers and Products companies by sector. Mean EBITDA multiples for all of these Service companies ended the quarter at 12.0x; Providers at 10.6x; and Products at 14.0x. Companies that are new to the list this quarter are Sonova Holding, Imarx Therapeutics, Masimo and Athenahealth, a provider of Internet-based business services for medical practices.

Finally, contact information for the Scott-Macon Healthcare Group Professionals appears on the back cover. We welcome your call or email to discuss your thoughts on this article.

Sincerely yours,

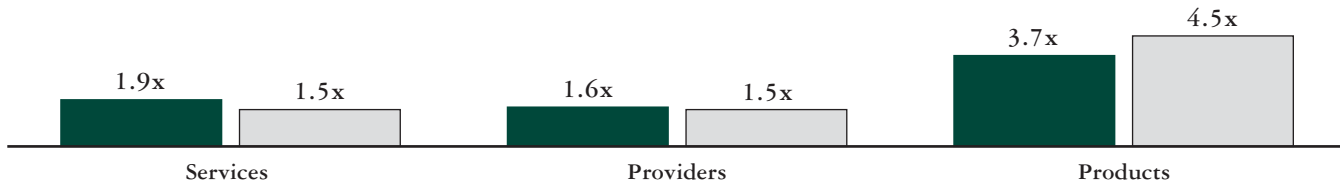


Nathan D. Cortright
Managing Director

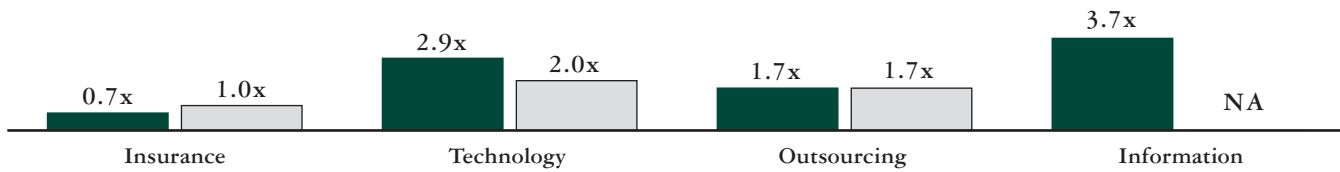
HEALTHCARE OVERVIEW

MEAN REVENUE MULTIPLES

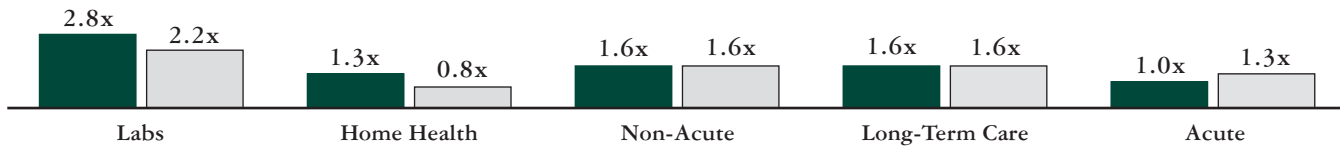
OVERALL: Revenue Multiple



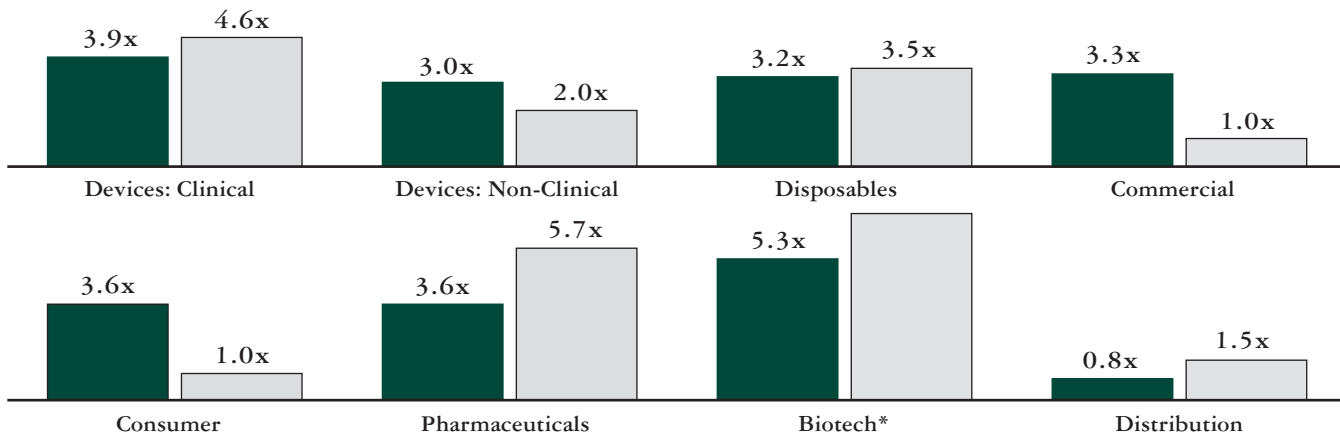
SERVICES: Revenue Multiple



PROVIDERS: Revenue Multiple



PRODUCTS: Revenue Multiple

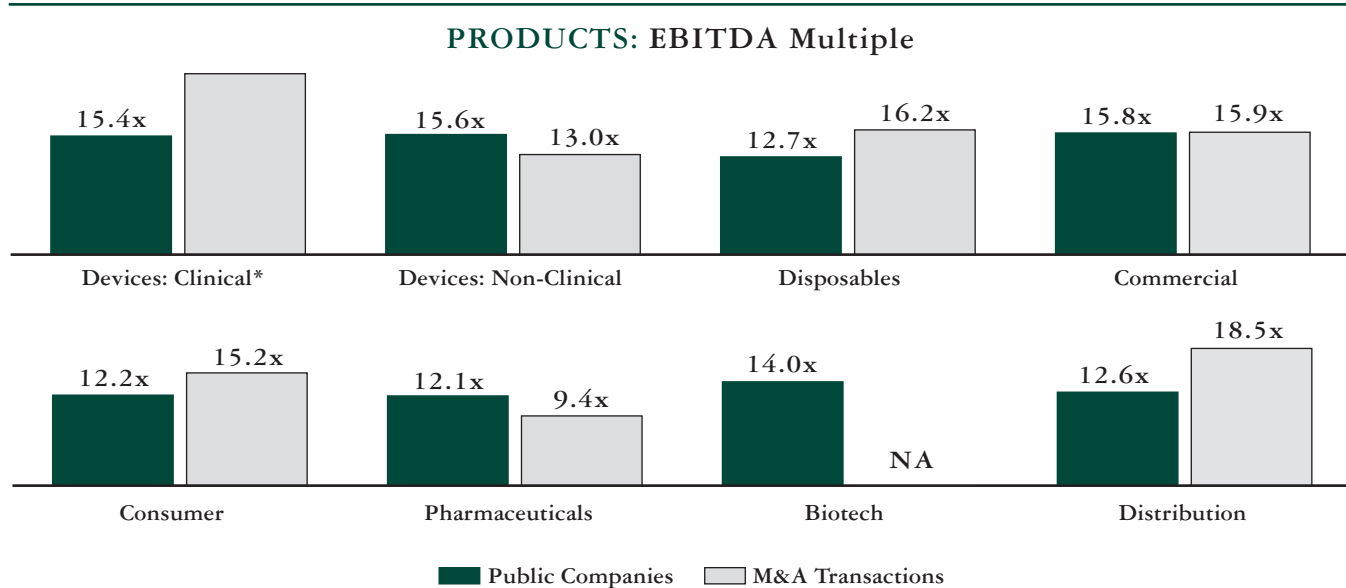
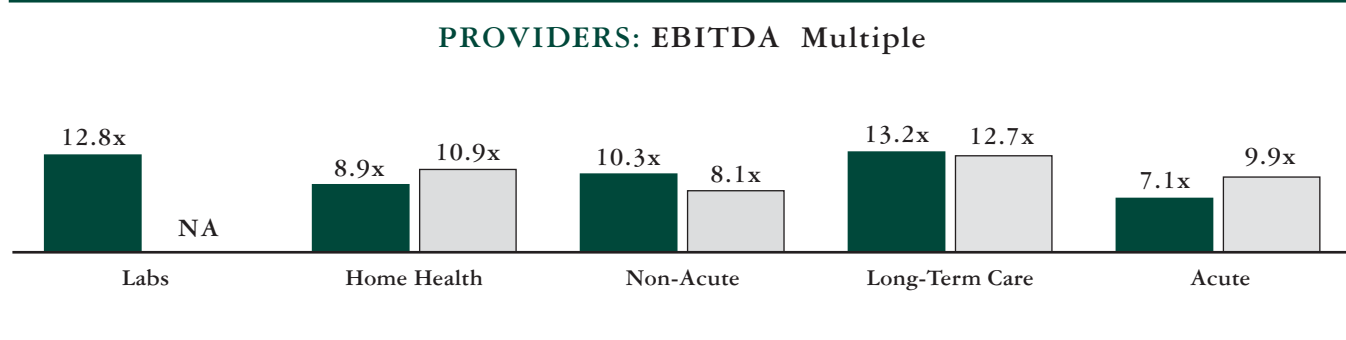
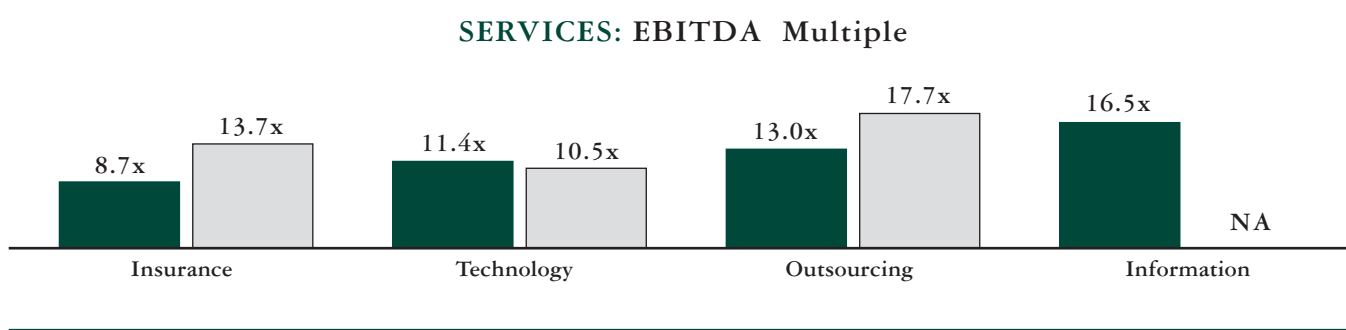
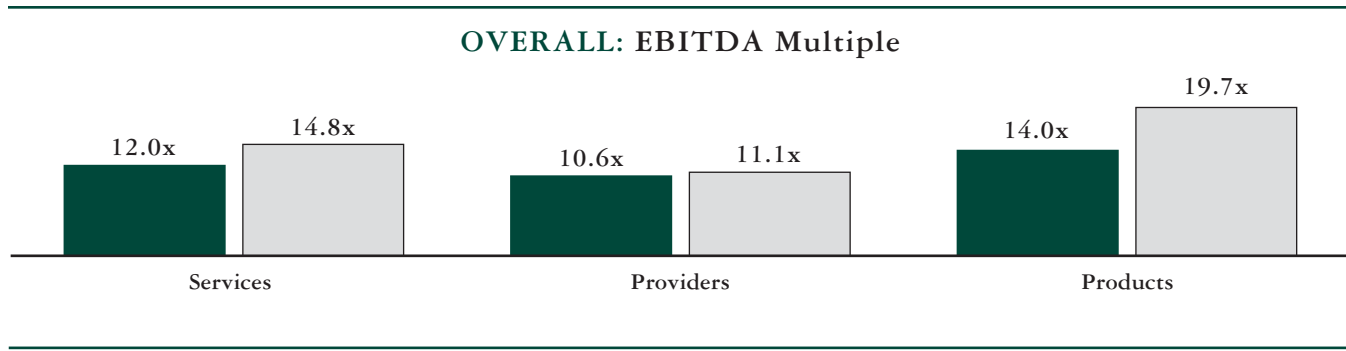


Public Companies M&A Transactions

*Biotech M&A Revenue Multiple: 10.4x

HEALTHCARE OVERVIEW

MEAN EBITDA MULTIPLES



*Devices: Clinical M&A EBITDA Multiple: 23.5x

ANALYSIS OF SELECTED HEALTHCARE MERGER & ACQUISITION TRANSACTIONS³ THIRD QUARTER (JULY 1–SEPTEMBER 30, 2007)

(\$ millions Except Per Share Data)

Date	Acquirer/ Target	Target Price	Target Revenue	Price/ EBITDA ²	Price/ Revenue	Target EBITDA ²	Description
SERVICES — INSURANCE							
8/1/07	Aetna Inc. (NYSE:AET) / Schaller Anderson, Incorporated	\$535.00	\$508.30	NA	1.1x	NA	Operates as a health care management and consulting company.
9/10/07	Coventry Health Care Inc. (NYSE:CVH) / Vista Healthplan, Inc.	\$685.00	\$1,199.60	NA	0.6x	NA	Provides healthcare benefit plans in Florida. Its health benefit plans include health maintenance organization, preferred provider organization, and point-of-service. The company provides employer group and individual plans, Medicare, Medicaid, and healthy kids programs.
7/2/07	Coventry Health Care Inc. (NYSE:CVH) / Mutual of Omaha Group's Benefits Business	\$120.00	\$133.30	NA	0.9x	NA	Offers employee health insurance and benefit services.
8/1/07	Elder Health Pennsylvania HMO, Inc./ Health Partners of Philadelphia Inc., Senior Partners Medicare Plan	NA	NA	NA	NA	NA	Offers its members with Primary Care Physicians services including personal doctors' services, coordination of health care needs, including hospitalization and specialized care.
Announced	HealthSpring Inc. (NYSE:HS) / Leon Medical Centers Health Plans, Inc.	\$401.90	NA	NA	NA	NA	Operates as a Medicare contracted health management organization in Florida.
Announced	Highmark Inc./ Independence Blue Cross (Merger)	NA	NA	NA	NA	NA	Merger will create the largest health insurer in Pennsylvania, providing health care coverage for about 8 million people.
Announced	Humana, Inc. (NYSE:HUM) / 600 members of SunCoast	NA	NA	NA	NA	NA	A new Medicare Advantage HMO that has been built on Physicians Health Plan traditional medical values.
Announced	Humana, Inc. (NYSE:HUM) / KMG America Corp. (NYSE:KMA)	\$161.00	\$201.30	\$7.00	0.8x	22.9x	Engages in underwriting and selling life and health insurance products in the United States.
Announced	Humana, Inc. (NYSE:HUM)/ CompBenefits Corporation	\$628.00	\$345.00	\$37.00	1.8x	17.0x	Provides dental and vision care benefit plans in the United States.
Announced	Molina Healthcare Inc. (NYSE:MOH) / Alliance For Community Health, LLC	\$79.00	\$166.70	\$18.40	0.5x	4.3x	A Medicaid health management organization that provides medical care and treatment services for patients Missouri and Illinois. The company also offers health insurance services.
Announced	National Benefit Resources, Inc./ Hartford Financial Services Group, Medical Stop Loss Insurance Business	NA	NA	NA	NA	NA	Offers stop loss medical insurance services. The business allows self-funded employers to protect themselves from large claims incurred by an individual employee or dependent.
Announced	UnitedHealth Group / Sierra Health Services, Inc.	\$2,391.30	\$1,646.40	\$222.30	1.5x	10.8x	Provides and administers the delivery of managed health care programs for employers, government programs, and individuals in the United States.
MEAN (Insurance)					1.0x	13.7x	
MEDIAN (Insurance)					0.9x	13.9x	

SERVICES — TECHNOLOGY							
9/10/07	Amerinet Inc. / AmeriNet Central, DataBay Resources and Inquisit	NA	NA	NA	NA	NA	Offers health care data management/analysis solutions and provides educational seminars and workshops.
7/11/07	Arcadia Resources Inc. (AMEX:KAD) / Jascorp, LLC	\$2.20	NA	NA	NA	NA	Provides retail pharmacy software and pharmaceutical management software systems.
7/18/07	Battery Ventures / Quovadx Inc.	\$82.50	\$80.90	\$5.60	1.0x	14.7x	Offers software and services for application and system development, extension, integration, and analysis worldwide.
Announced	Cerberus Capital Management, L.P. / Affiliated Computer Services, Inc.	\$8,410.50	\$5,507.40	\$976.00	1.5x	8.6x	Provides business process outsourcing and information technology services in the United States.

Date	Acquirer/ Target	Target Price	Target Revenue	Price/ EBITDA ²	Price/ Revenue	Target EBITDA ²	Description
8/8/07	Emerson Process Management AG / Decision Management International, Inc.	NA	NA	NA	NA	NA	Provides process manufacturing and paperless cGMP operational software solutions for government regulated industries.
8/9/07	Ethidium Health Systems, LLC / Vaceris, LLC	NA	NA	NA	NA	NA	Offers solutions for improving information management system options in the medical information technology industry.
Announced	McKesson Corp. (NYSE:MCK) / Awarix, Inc.	NA	NA	NA	NA	NA	Offers enterprise patient care visibility system, a health care technology that provides hospitals a communication platform to deliver information in the patient care process.
7/10/07	MedAssets, Inc. / MD-X Solutions, Inc.	NA	NA	NA	NA	NA	Provides outsourcing solutions and Web-based software applications to hospitals.
7/9/07	MedBridge Development Company, LLC / OptOR Systems	NA	NA	NA	NA	NA	Provides inventory management and case costing system to the ASC industry.
Announced	Medical Information Technology Inc. / Patient Care Technologies, Inc.	NA	NA	NA	NA	NA	Provides integrated home care, hospice, telehealth, private duty, and benchmarking software to home care agencies in the United States and Canada.
9/12/07	MedPlus, Inc. / First Consulting Group Inc., Software Business	NA	NA	NA	NA	NA	Provides the collection, aggregation and presentation of patient-centric data to clinicians on a real-time and secure basis.
Announced	Philips Medical Systems / XIMIS, Inc.	NA	NA	NA	NA	NA	Designs and delivers information management healthcare technology solutions for practice management, administration, and billing activities.
8/13/07	Picis, Inc. / LYNX Medical Systems Inc.	NA	NA	NA	NA	NA	Provides medicine documentation and revenue management software solutions for healthcare organizations in the United States.
7/22/07	Quadramed Corp. (AMEX:QD) / QuadraMed CPR	\$33.00	\$30.00	NA	1.1x	NA	Provides enterprise-wide electronic health record solution with integrated, physician support-driven computerized physician order entry that allows them to save time, manage information and improve patient care.
7/9/07	RemedyMD, Inc. / EZ Remedy	NA	NA	NA	NA	NA	Provides practice management solutions for healthcare providers. Its products and services include practice management software, medical billing, and a suite of products and services for needs of the medical community.
Announced	Sandata Technologies, Inc. / Dataline, Inc.	NA	NA	NA	NA	NA	Provides application programming, online computer services, and back-office support services to the social services/health care marketplace.
7/23/07	Tudor Ventures, GE Healthcare Financial Services, Inc. / Tract Manager, Inc.	NA	NA	NA	NA	NA	Provides healthcare managers and staff with an Internet-based software tool that provides access to various electronically stored contracts and other business-critical organizational documents.
Announced	Vista Equity Partners / Misys Healthcare Systems Inc., Diagnostic Information business	\$381.50	\$162.80	\$47.40	2.3x	8.0x	Engages in the development and licensing of software products and solutions for banking and healthcare markets worldwide.
8/10/07	WiFiMed Holdings Co., Inc. (OTCBB:WIFM) / JMJ Technologies, Inc.	\$6.80	NA	NA	NA	NA	Provides electronic health record and workflow management systems in the United States.
Announced	Zimmer Holdings Inc. (NYSE:ZMH) / ORTHOsoft Inc. (TSXV:OSH)	\$48.50	\$12.70	NA	3.8x	NA	Engages in the development and integration of medical software that provides technological solutions for computer assisted surgery to hospitals and surgeons worldwide.
9/13/07	Zotec Partners / EmPhysis	NA	NA	NA	NA	NA	Med.com Focuses on the business needs of physicians with highly personalized service, and effectively uses leading-edge technology and information systems to streamline the complexity that is healthcare management today.
MEAN (Technology)					2.0x	10.5x	
MEDIAN (Technology)					1.5x	8.6x	

Date	Acquirer/ Target	Target Price	Target Revenue	Price/ EBITDA ²	Price/ Revenue	Target EBITDA ²	Description
SERVICES — OUTSOURCING							
Announced	Air Methods Corporation (NasdaqNM:AIRM) / CJ Systems Aviation Group, Inc.	\$25.00	\$125.00	NA	0.2x	NA	Operates air medical services helicopters in the United States.
Announced	Amerigroup Tennessee Inc. / Memphis Managed Care Corporation	\$12.00	NA	NA	NA	NA	Provides wellness and disease management programs to physicians. It provides TLC family care healthplan, which is for health care needs.
7/23/07	AMR, Inc. / Abbott Ambulance, Inc.	NA	NA	NA	NA	NA	Provides private ambulance services in Missouri and Illinois.
Announced	AMS Homecare Inc. (OTCBB:AHCK.F) / TOTALtrak	NA	NA	NA	NA	NA	Global Asset Management Company utilizing radio frequency identification and multi-range technologies, global positioning technologies and advanced programming.
8/30/07	Apollo Health Street Limited / Zavata, Inc.	\$169.00	NA	NA	NA	NA	Provides business process outsourcing services and enterprise support solutions.
Announced	Avestha Gengraine Technologies Pvt Ltd. / Renaissance Herbs, Inc.	NA	NA	NA	NA	NA	Conducts R&D on botanical health care products.
7/20/07	Centene Corp. (NYSE:CNC) / Access Health Solutions, LLC.	NA	NA	NA	NA	NA	Provides administrative services to the contracted primary care physicians. It offers services for financial analysis and management, data analysis and report management, medical management, disease management, provider relations, government and community relations, and quality management.
8/1/07	CIGNA Health Corporation / Sagamore Health Network, Inc.	NA	NA	NA	NA	NA	Operates as a preferred provider organization and provides negotiated discounts with network hospitals and health care providers.
7/18/07	ClinForce, Inc. / Assent Consulting, Inc.	\$24.50	\$13.20	\$2.60	1.9x	9.4x	Provides consultants for companies in the pharmaceutical and biotechnology industries.
Announced	Crestview Advisors, LLC / ValueOptions, Inc.	NA	NA	NA	NA	NA	Provides managed behavioral healthcare services in disease management for mental health and chemical dependency diagnoses.
7/26/07	Cypress Care, Inc. / Procura Management, Inc.	NA	NA	NA	NA	NA	Offers workers' compensation and medical claims management; job analysis and placement; vocational counseling; medical bill reviewing; and auditing services. The company caters to automobile and group health managed care markets.
Announced	Diamond Castle Holdings, LLC / Managed Healthcare Associates, Inc.	NA	NA	NA	NA	NA	Provides contract purchasing services to long-term care (LTC) pharmacies in United States.
7/16/07	Diplomat Specialty Pharmacy / CC City Pharmacy, LLC	NA	NA	NA	NA	NA	Provides specialty pharmacy services. The company offers its services to individuals living with chronic diseases, such as HIV, Hepatitis C, and cancer.
7/9/07	Ebenefitsdirect, Inc. (OTCPK:EBFD) / L.A. Marketing Plans, LLC	NA	NA	NA	NA	NA	Markets and sells non-insurance healthcare programs to those who cannot afford or qualify for traditional health insurance products.
8/2/07	Emergis Inc. (TSX:EME) / Informatique Demers, Lambert, Desrochers, Inc.	\$11.50	NA	NA	NA	NA	A provider of business management services for over 400 pharmacies in Quebec.
8/29/07	Firstsource Solutions Limited (BSE:532809) / MedAssist, Incorporated	\$330.00	\$99.10	NA	3.3x	NA	Provides outsourced revenue cycle management and recovery services to healthcare providers in the United States.
Announced	Future Healthcare Corp. (OTCPK:FHCI) / Intervent USA, Inc.	NA	NA	NA	NA	NA	Provides access to lifestyle management and cardiovascular risk reduction programs.
Announced	Genstar Capital LLC / PRA International (NasdaqNM:PRAI)	\$751.50	\$375.80	\$41.80	2.0x	18.0x	Assists pharmaceutical and biotechnology companies in developing drug compounds, biologics, and drug delivery devices.
Announced	Global Energy Resources Inc. (OTCPK:GERI) / Patient Access Solutions, Inc.	NA	NA	NA	NA	NA	Provides business process and systems solutions in healthcare provider, hospital, and dental offices.
7/2/07	Great Expressions Dental Centers, Inc. / DenCor Management Services, Inc.	NA	NA	NA	NA	NA	Provides management and administrative services to professional dental corporations. It provides dental care and support to its patients.
7/9/07	GroupWorks Financial Corp. (TSXV:GWC) / Gullivan & Associates Student Networks Inc.	\$5.60	NA	NA	NA	NA	Provides integrated care solutions. It offers student health and dental benefit plans.
8/1/07	Healthways Inc. (NasdaqNM:HWAY) / First Opinion Corporation	\$22.30	NA	NA	NA	NA	Provides medical diagnostic and treatment advice solutions through telephone and Internet to general public and medical professionals worldwide.

Date	Acquirer/ Target	Target Price	Target Revenue	Price/ EBITDA ²	Price/ Revenue	Target EBITDA ²	Description
Announced	Hellman & Friedman, LLC / Sheridan Healthcare, Inc.	NA	NA	NA	NA	NA	Provides physician services to hospitals, ambulatory surgical facilities, and office based settings in a variety of medical specialties.
7/13/07	Huntsworth plc (LSE:HNT) / AXIS Healthcare Communications LLC	\$18.40	NA	NA	NA	NA	Provides services to support the product lifecycle to the pharmaceutical, biotechnology, and medical device industries.
7/10/07	inVentiv Health, Inc. (NasdaqNM:VTIV) / Chandler Chicco Agency, L.L.C.	\$65.00	NA	NA	NA	NA	Offers strategic public relations and communications counsel to its clients. The company's clients include hospitals, NGOs, healthcare associations, coalitions, and pharmaceutical companies.
8/8/07	IPC The Hospitalist Company, Inc. / Texas Inpatient Physician Association	NA	NA	NA	NA	NA	Hospitalist group dedicated to improving the quality and continuity of inpatient care management, while significantly reducing costs for customers.
Announced	Ivoice Inc. (OTCBB:IVOI) / Spectrum BioScience, Inc.	NA	NA	NA	NA	NA	Automates manual processes and integrates sample management solutions involved in drug discovery for pharmaceutical and biotechnology companies.
8/23/07	Kronos Group, Inc. / Kronos Office Workouts, Inc.	NA	NA	NA	NA	NA	Offers worksite health programs.
7/2/07	Medical Staffing Network Holdings Inc. (NYSE:MRN) / IntelliStaf Healthcare, Inc.	\$92.00	NA	NA	NA	NA	Operates as a healthcare staffing company in the United States.
9/13/07	Medical Staffing Network Holdings Inc. (NYSE:MRN) / AMR ProNurse	\$11.00	\$15.70	NA	0.7x	NA	Provides staffing services in nursing and other medical positions.
9/10/07	MedicineLodge, Inc. / Frontier BioMedical, LLC	NA	NA	NA	NA	NA	Engages in large animal experimental surgery and modeling.
Announced	Mirrus Systems Inc. / AMsplus Inc.	\$12.50	\$13.80	\$0.90	0.9x	13.4x	Provides medical billing and practice management services.
7/3/07	Monument Mining Limited. (TSXV:MMY) / Moncoa Medical Research Inc.	NA	NA	NA	NA	NA	Provides research support services for the pharmaceutical, biotechnology, and medical device industries in Canada. Its services include project management, monitoring, data management, and statistical analysis for clinical trials research.
9/4/07	NationsHealth Inc. (NasdaqSC:NHRX) / Diabetes Care & Education, Inc.	\$7.50	NA	NA	NA	NA	Educates clients to manage their diabetes and improve their quality of life through its ADA Recognized Education Programs and quality equipment.
7/16/07	NightHawk Radiology Holdings, Inc. (NasdaqNM:NHWK) / Emergency Radiology Services L.L.C.	NA	NA	NA	NA	NA	Provides teleradiology services for hospitals and radiology practices.
7/16/07	NightHawk Radiology Holdings, Inc. (NasdaqNM:NHWK) / NightHawk Business Services	\$62.50	NA	NA	NA	NA	Provides revenue cycle management, facilities and human resources management, transcription, and other services required to effectively operate a radiology practice.
Announced	Oleen Healthcare Information Management, Inc. / Pinnacle Healthcare Consulting, LLC	NA	NA	NA	NA	NA	Provides services including: executive management, strategic planning, operations and project management, business process reengineering, provider network development, executive search, and HIPAA.
7/24/07	Optimal Reading Services Group, Inc. / International Radiology Group, L.L.C.	NA	NA	NA	NA	NA	Provides professional radiology interpretation services.
Announced	Paramount Acquisition Corp. (OTCBB:PMQC) / B. J. K., Inc.	\$241.80	\$272.00	\$24.00	0.9x	10.1x	Provides institutional pharmacy services to serve the pharmaceutical needs of the long term care industry in the state of New York.
7/23/07	Patni Computer Systems, Inc. / Taratec Development Corporation	\$27.20	\$20.00	NA	1.4x	NA	Provides integrated business, information technology, and regulatory compliance services.
9/4/07	Perot Systems Corp. (NYSE:PER) / JJWild, Inc.	\$89.00	NA	NA	1.1x	NA	Offers consulting services for the MEDITECH community in the United States and Canada.
7/13/07	Premier Research Group plc (AIM:PRG) / ARS, Inc.	\$22.10	\$9.20	\$2.10	2.4x	10.5x	Offers clinical research management services to pharmaceutical, biotechnology, and medical device firms.
Announced	PrimaCare Corporation / Florida Medical Resources Management, LLC	NA	NA	NA	NA	NA	Provides medical services management and is based in Miami, Florida.
Announced	PrimaCare Corporation / Medical Resources, LLC	NA	NA	NA	NA	NA	Offers healthcare services and staffing through approximately 30 medical clinics.
Announced	Principal Financial Group Inc. (NYSE:PFGE) / Diversified Dental Services, Inc.	NA	NA	NA	NA	NA	Operates as a dental preferred provider organization.

Date	Acquirer/ Target	Target Price	Target Revenue	Price/ EBITDA ²	Price/ Revenue	Target EBITDA ²	Description
8/9/07	Private Equity Consortium / Nursefinders, Inc.	NA	NA	NA	NA	NA	Provides healthcare staffing and home health services in the United States.
7/5/07	Publicis Healthcare Communications Group, Inc. / Pharmagistics, LLC	NA	NA	NA	NA	NA	Provides sales, marketing, compliance, and logistical services for pharmaceutical, healthcare, and biotech companies.
8/9/07	SRA International Inc. (NYSE:SRX) / Constella Group, LLC	\$185.00	\$169.70	NA	1.1x	NA	Offers outsourced health intelligence and technology services to public sector, not-for-profit, and commercial clients worldwide.
Announced	Stericycle Inc. (NasdaqNM:SRCL) / MedSolutions Inc.	\$58.80	\$14.20	\$1.30	4.1x	44.9x	Provides waste management outsourcing solutions in Texas, Oklahoma, Louisiana, and Kansas.
9/17/07	United BioSource Corporation / Caro Research, Inc.	NA	NA	NA	NA	NA	Specializes in pharmacoeconomics, epidemiology and technology assessment.
9/10/07	United BioSource Corporation / ClinResearch GmbH	NA	NA	NA	NA	NA	Operates as a full service clinical contract research organization in Europe. It offers clinical monitoring, data management, biostatistics, and GCP audit, medical writing services.
Announced	Visualant Inc. (OTCBB:VSUL)/ RATLab Acquisition, Inc.	\$1.80	NA	NA	NA	NA	Engages in biological research.
8/1/07	WellPoint Inc. (NYSE:WLP) / American Imaging Management, Inc.	\$300.00	\$200.00	NA	1.5x	NA	Provides intelligent management solutions for diagnostic imaging services in the United States.
7/17/07	Wellspring Partners Ltd. / Aegis Advisers Ltd.	NA	NA	NA	NA	NA	Provides advisory services for healthcare organizations.
7/31/07	Worldwide Strategies Inc. (OTCBB:WWSG) / Centric Rx, Inc.	\$0.20	NA	NA	NA	NA	Provides pharmacy and healthcare solutions. It offers prescription drug membership plan, central fill/mail order pharmacy, e-prescribe technology, affiliate and P2P marketing, and turn-key pharmacies.
7/16/07	Zotec Partners / Susan J. Taylor, Inc.	NA	NA	NA	NA	NA	Provides practice management solutions to the medical community in the Midwest.
MEAN (Outsourcing)					1.7x	17.7x	
MEDIAN (Outsourcing)					1.4x	12.0x	

SERVICES — INFORMATION

Announced	Aurora Health Care, Inc. / Advanced Healthcare (Merger)	NA	NA	NA	NA	NA	Operates as a physician-led, multi-specialty clinic group in southeastern Wisconsin. The company offers breathe easy classes to control asthma; healthy living programs and resources; and conducts clinical research studies.
MEAN (Information)					NA	NA	
MEDIAN (Information)					NA	NA	

MEAN (Services)					1.5x	14.8x	
MEDIAN (Services)					1.1x	10.8x	

PROVIDERS — LABS

8/20/07	Cord Blood America Inc. (OTCBB:CBAI) / CureSource, Inc.	\$0.10	NA	NA	NA	NA	Operates as an umbilical cord blood stem cell banking company.
8/16/07	DiagnoCure Inc. (TSX:CUR) / Catalyst Oncology, Inc.	\$3.00	NA	NA	NA	NA	Specializes in providing clinical information of cancer to physicians primarily in Massachusetts.
Announced	Inverted Paradigms Corp. (OTCPK:IVPC) / First Link Medical, LLC	NA	NA	NA	NA	NA	Provides laboratory blood and medical testing services. It offers various medical, laboratory screening, and blood testing packages.
Announced	Laboratory Corp. of America Holdings (NYSE:LH) / DSI Laboratories, Inc.	NA	NA	NA	NA	NA	Provides testing support to hospitals and other physician clients.
Announced	Octapharma AG / Life Sera Inc.	\$50.00	NA	NA	NA	NA	Engages in plasma collection and distribution. It develops a donor recruitment and management system to manufacture life-saving therapies. The company also offers various plasma products, laboratory services, and red blood cell immunization program.

Date	Acquirer/ Target	Target Price	Target Revenue	Price/ EBITDA ²	Price/ Revenue	Target EBITDA ²	Description
8/1/07	Sonic Healthcare Ltd. (ASX:SHL) / Sunrise Medical Laboratories, Inc.	\$168.00	\$75.00	NA	2.2x	NA	Provides diagnostic lab services for physicians, hospitals, and clinical laboratories.
Announced	United Dynacare LLC / Midwest Clinical Laboratories	NA	NA	NA	NA	NA	Midwest Clinical Laboratories operates as a full service reference laboratory in the southeastern Wisconsin.
MEAN (Labs)					2.2x	N/A	
MEDIAN (Labs)					2.2x	N/A	

PROVIDERS — HOME HEALTH

7/26/07	Allied Capital Corporation (NYSE:ALD), Webster Capital / CK Franchising, Inc.	NA	NA	NA	NA	NA	Provides in-home care services for aging adults, new mothers, and other individuals.
Announced	Amedisys, Inc. (NasdaqNM:AMED) / Dyna Care Health Ventures	NA	NA	NA	NA	NA	Provides home health care services.
Announced	Amedisys, Inc. (NasdaqNM:AMED) / Home health agency in Arkansas	NA	NA	NA	NA	NA	Rights to operate a home health agency in Searcy, Arkansas.
8/6/07	Amedisys, Inc. (NasdaqNM:AMED) / Integricare Inc.	\$68.00	\$52.30	NA	1.3x	NA	Provides home health and hospice services from 19 locations in nine states.
7/3/07	Bayshore Healthcare Ltd. / Coram, Inc.	NA	NA	NA	NA	NA	Provides home infusion therapies and services.
7/11/07	Flexpoint Partners, LLC / IntegraCare Home Health	NA	NA	NA	NA	NA	Provides services designed to help meet home health and hospice needs.
7/5/07	Gentiva Health Services, Inc. / North Carolina Baptist Hospital home health agency	\$3.80	NA	NA	NA	NA	Provides healthcare services such as direct home nursing and therapy services.
Announced	LHC Group, Inc. (NasdaqNM:LHCG) / Extencicare of West Tennessee, Inc.	NA	NA	NA	NA	NA	Owens and operates four home health agencies in Jackson, Union City, Paris and Henderson, Tennessee.
7/5/07	LHC Group, Inc. (NasdaqNM:LHCG) / Wetzel County Home Care	NA	NA	NA	NA	NA	Acts as a home health care provider. The company is based in New Martinsville, West Virginia.
7/24/07	LivHOME / Chicagoland Caregivers Corp.	NA	NA	NA	NA	NA	Provides senior caregivers to assist elders in continuing to live at home.
9/17/07	Loving Care Agency, Inc. / Links2Care	NA	NA	NA	NA	NA	Provides medical staffing and home healthcare services.
8/31/07	Nierenberg Investment Management Company, Portfolio Logic Management LLC / Pediatric Services of America Inc.	\$68.50	\$128.00	NA	0.5x	NA	Provides home healthcare and related services for medically fragile and chronically ill infants, and children in the United States. It has two segments, Private Duty Nursing and Prescribed Pediatric Extended Care Services.
Announced	Premier Home HealthCare Services, Inc. / National Home Health Care Corp. (NasdaqNM:NHHC)	\$53.20	\$107.00	\$8.50	0.5x	6.2x	Provides home health care and staffing services primarily in the northeast region of the United States
8/6/07	Thoma Cressey Bravo, Northwestern Mutual Capital / Encompass Home Health	NA	NA	NA	NA	NA	Provides nursing and therapy services to patients in Texas and Oklahoma. Its services include physical therapy, occupational therapy, speech-language pathology, medical social services, home health aides, and senior care.
8/22/07	Thompson Street Capital Partners, L.L.C. / OPTION 1 Nutrition Solutions, LLC	NA	NA	NA	NA	NA	Focuses on enteral therapy homecare category in the United States. It develops a process of administering nutritional formula into a patient's gastrointestinal tract by means other than the mouth.
8/20/07	Walgreen Co. (NYSE:WAG) / Option Care Inc.	\$779.10	\$749.20	\$49.70	1.0x	15.7x	Provides specialty pharmacy services and home infusion pharmacy services that can be treated at home, at its local ambulatory infusion centers, or in a physician's office in the United States.
MEAN (Home Health)					0.8x	10.9x	
MEDIAN (Home Health)					0.8x	10.9x	

Date	Acquirer/ Target	Target Price	Target Revenue	Price/ EBITDA ²	Price/ Revenue	Target EBITDA ²	Description
PROVIDERS — NON-ACUTE							
8/31/07	Aderans Co. Ltd. (TSE:8170) / Medical Hair Restoration	\$30.00	\$47.50	NA	0.6x	NA	Engages in hair transplant procedures for men and women.
9/21/07	AEGIS Therapies Inc. / Gulf Coast Therapy Associates, Inc.	NA	NA	NA	NA	NA	Provides outpatient occupational and hand therapy services. The company is based in Port Charlotte, Florida.
Announced	Akron Children's Hospital / Beeghly Medical Park	NA	NA	NA	NA	NA	A comprehensive outpatient center.
8/23/07	American Dental Partners Inc. (NasdaqNM:ADPI) / Barzman, Kasimov & Vieth, Non-Clinical Assets	\$17.60	NA	NA	NA	NA	Provides dental care service and they comprise of 20 dentists, four facilities and a dental lab.
8/30/07	American Dental Partners Inc. (NasdaqNM:ADPI) / Metro Dentalcare	\$95.00	\$69.90	NA	1.4x	NA	Provides dental services and patient care to children, families, and seniors in Minnesota. It offers preventive, restorative, pediatric, cosmetic, and orthodontics services.
8/31/07	American Dental Partners Inc. / Metropolitan Dental Holdings	\$95.00	NA	NA	NA	NA	Metropolitan Dental is a dental practice management company.
7/27/07	Avastra Ltd. (ASX:AVS) / Complete Sleep LLC	\$0.30	\$0.30	NA	0.8x	NA	Provides sleep diagnosis and treatment services. The company has established sleep centers in Phoenix, Tucson and Sierra Vista.
Announced	Avastra Ltd. (ASX:AVS) / somniTech, Inc., somniCare, Inc. and somniSchool, Inc.	\$3.70	\$9.00	NA	0.4x	NA	Offers sleep testing and diagnosis services, specializes in the distribution of home medical equipment for patients with sleep and respiratory disorders and provides educational and training services to professionals serving the sleep disorder market.
Announced	Baptist Memorial Health Care Corp. / NEA Medical Center	NA	NA	NA	NA	NA	Offers cancer and emergency, neurology, pulmonary rehabilitation, radiology, respiratory, and surgical services; women's center; outpatient therapy clinic; and wound clinic. It also provides health insurance and contracting arrangements to area businesses.
8/1/07	Behrman Capital / Ark Holdings, Inc.	\$250.00	\$200.00	NA	1.3x	NA	Owns and operates 35 post-acute care hospitals which offer health care services.
Announced	BridgePoint Medical, LLC / Reynolds Prosthetics & Orthotics, Inc.	NA	NA	NA	NA	NA	Operates two facilities in the Knoxville area in Maryville and Oak Ridge, Tennessee.
8/2/07	California Radiation Therapy Management Services, Inc. / Radiation Therapy Treatment Center in California	\$9.80	NA	NA	NA	NA	The facility currently treats approximately 30 patients per day. The facility currently provides intensity modulated radiation therapy, image guided radiation therapy and High Dose Rate Brach therapy programs.
Announced	CML Healthcare Income Fund (TSX:CLC.UN) / North York Diagnostic Imaging, Inc.	NA	NA	NA	NA	NA	Provides medical imaging services. The company is based in North York, Canada.
7/25/07	CML Healthcare Income Fund (TSX:CLC.UN) / ProMed Echo-Ultrasound	NA	NA	NA	NA	NA	Operates as an ultrasound medical imaging clinic and is based in North York, Canada.
Announced	CML Healthcare Income Fund (TSX:CLC.UN) / Quality Medical Imaging, Inc.	NA	NA	NA	NA	NA	Owns and operates medical imaging clinics. Quality Medical Imaging, Inc. is based in Toronto, Canada.
8/17/07	Concentra Health Services, Inc. / Business Health Services, Inc.	NA	NA	NA	NA	NA	Provides clinic-based, primary care occupational medicine services in southeast Michigan.
9/7/07	Concentra Health Services, Inc. / Renew Health & Wellness, LLC	NA	NA	NA	NA	NA	Provides medical services to employers in central Alabama. It offers occupational medicine and rehabilitation services.
8/30/07	CRC Health Corporation / Bayside Marin Recovery Center	NA	NA	NA	NA	NA	Bayside Marin Recovery Center provides residential and outpatient substance abuse and addiction recovery treatment in Northern California.
9/21/07	CRC Health Corporation / Structure House Inc.	NA	NA	NA	NA	NA	Operates a residential weight loss facility in Durham, North Carolina.
8/23/07	Crestview Advisors, LLC / Symbion Inc.	\$636.00	\$311.80	\$78.40	2.0x	8.1x	Owns and operates short stay surgical facilities, which include ambulatory surgery centers and surgical hospitals in the United States.
8/7/07	DAL International Ltd. / DAL Group Ltd., Suite of Assets	NA	NA	NA	NA	NA	The assets offer services to medical travel and weight loss industry. DAL Group Ltd. Is based in Las Vegas, Nevada.
9/10/07	DaVita Inc. (NYSE:DVA) / HomeChoice Partners, Inc.	\$76.50	\$36.90	NA	2.1x	NA	Provides intravenous medication and clinical services in Virginia, Georgia, and the Carolinas.

Date	Acquirer/ Target	Target Price	Target Revenue	Price/ EBITDA ²	Price/ Revenue	Target EBITDA ²	Description
7/31/07	Gores Technology Group, LLC / Diagnostic Health Corp.	\$47.50	NA	NA	NA	NA	Consists of diagnostic imaging centers outpatient diagnostic imaging services. The division offers ultrasound, mammography, fluoroscopy, X-ray, and nuclear medicine services.
Announced	Graymark Productions Inc. (OTCBB:GRMK) / Sleep Holdings, LLC	NA	NA	NA	NA	NA	Owns and operates seven state-of-the-art sleep centers that diagnose and treat a full range of sleep disorders ranging from insomnia to obstructive sleep apnea.
8/2/07	HCA Inc. / Diagnostic Center	NA	NA	NA	NA	NA	Engages in the operation of a diagnostic center clinic and diagnostic hospital in Chattanooga, Tennessee.
7/1/07	Hospice by the Bay / VITAS Hospice Services, L.L.C., North Bay Operations	NA	NA	NA	NA	NA	Provides end-of-life hospice care services and bereavement care services.
Announced	Hospice by the Bay / VITAS Hospice Services, L.L.C., Petaluma Hospice Operations	NA	NA	NA	NA	NA	A national hospice provider, and is the nation's largest hospice.
Announced	Integramed America Inc. (NasdaqNM:INMD) / Vein Clinics Of America, Inc	\$30.50	NA	NA	NA	NA	Engages in vein disease treatment and research. It provides treatment for varicose veins, spider veins, venous leg ulcers, facial veins, hand veins, restless leg syndromes, and klippel-trenaunay syndromes.
Announced	Lawrence Memorial Hospital / McLouth Medical Clinic	NA	NA	NA	NA	NA	Operates as a medical clinic which provides medical and healthcare services. The clinic is based in McLouth, Kansas.
8/1/07	MED3000 Inc. / Pathology Service Associates, Inc.	NA	NA	NA	NA	NA	Provides business services and support to independent pathology practices.
8/15/07	Medical Center of Southeast Texas, LP / Port Arthur Day Surgery Center	NA	NA	NA	NA	NA	Owns and operates surgical health care centers.
Announced	MeritCare East Grand Forks / North Valley Family Medicine Clinic PLC	NA	NA	NA	NA	NA	A full-service clinic, offers service and diagnostic tools.
Announced	Novant Health / MQ Associates, Inc.	\$438.00	NA	NA	NA	NA	Provides independent, fixed-site, and outpatient diagnostic imaging services to referring physicians, patients, and payers in the United States.
9/12/07	Peak Physical Therapy PC / McAward Physical Therapy PC	NA	NA	NA	NA	NA	Offers physical therapy services.
9/4/07	Pediatric Medical Group, Inc. (NYSE:PDX) / Fairfax Anesthesiology Associates, Inc.	NA	NA	NA	NA	NA	Provides anesthesia and pain management services.
7/2/07	Pediatric Medical Group, Inc. (NYSE:PDX) / Pediatric Cardiology Associates	NA	NA	NA	NA	NA	Provides pediatric cardiology physician services to infants and children.
9/21/07	Radiation Therapy Services Inc. (NasdaqNM:RTSX) / Radiation Therapy Treatment Center in North Carolina	\$27.80	\$7.00	NA	4.0x	NA	Has an intensity modulated radiation therapy program which treats 30 and 40 patients per day. The center is based in Greenville, North Carolina.
8/2/07	Radiation Therapy Services Inc. (NasdaqNM:RTSX) / Radiation Therapy Treatment Center in California	\$9.80	NA	NA	NA	NA	Provides radiation therapy services. The facility currently treats approximately 30 patients per day. The facility is located in Redding, California.
Announced	Radiation Therapy Services Inc. (NasdaqNM:RTSX) / Salisbury Radiation Therapy Treatment Center	\$18.60	\$6.50	NA	2.9x	NA	Offers radiation therapy services to cancer patients.
Announced	RadNet, Inc. (NasdaqNM:RDNT) / Borg Imaging Group, LLP	\$12.70	NA	NA	NA	NA	Offers diagnostic imaging services, such as MRI imaging, digital mammography, and life saving colorectal cancer screening.
9/14/07	Sleep Holdings, Inc. (OTCPK:SLHJ) / REM Sleep Diagnostics, Inc.	\$0.70	NA	NA	NA	NA	Provides diagnostic sleep studies for people with symptoms of sleep disorders in Texas.
Announced	Sleep Holdings, Inc. (OTCPK:SLHJ) / Athens Sleep Center	\$1.70	NA	NA	NA	NA	Offers sleep-disorder solutions.
7/17/07	Sleep Services of America, Inc. / One Sleep Diagnostic Company and a Durable Equipment Supplier	\$3.00	\$2.10	NA	1.4x	NA	Provide sleep diagnosis and treatment services.
7/12/07	St. Elizabeth Hospital / St. Elizabeth Physicians	NA	NA	NA	NA	NA	Operates as a medical facility and provides outpatient physical therapy.

Date	Acquirer/ Target	Target Price	Target Revenue	Price/ EBITDA ²	Price/ Revenue	Target EBITDA ²	Description
8/14/07	Surgery Partners Holdings, LLC / PSHS Alpha Partners, Ltd.	\$19.40	NA	NA	NA	NA	Provides ambulatory surgical services.
9/4/07	Surgery Partners Holdings, LLC / PSHS Beta Partners, Ltd.	\$6.50	NA	NA	NA	NA	Operates an ambulatory surgical center in Florida. It offers orthopedic and interventional pain management surgical technology and anesthetic services.
Announced	Triumph Healthcare LLC / Memorial Hermann Continuing Care Corporation	NA	NA	NA	NA	NA	Focuses on rehabilitation and sports medicine.
8/17/07	U.S. Healthworks, Inc. / CentrePointe Medical Group	NA	NA	NA	NA	NA	Offers occupational health care services, including injury and illness diagnosis and treatment, pre placement and post offer physical exams, drug and alcohol testing, physical therapy, and orthopedic services.
9/6/07	US Physical Therapy Inc. (NasdaqNM:USPH) / Star Physical Therapy, LLC	\$33.20	\$26.60	NA	1.3x	NA	Offers physical therapy, TMJ programs, women's health plans, wound care, hand therapy, aquatic therapy, balance programs, industrial rehabilitation, spine therapy, occupational therapy, and sports medicine.
8/8/07	Vein Associates Of America, Inc. (OTCPK:VNAA) / Mark A. McQuaid, M.D.	NA	NA	NA	NA	NA	Offers minimally-invasive procedures to treat venous reflux disease.
8/8/07	Vein Associates of America, Inc. (OTCPK:VNAA) / Vein Clinic of the Triangle, Inc.	NA	NA	NA	NA	NA	Offers treatments for spider veins and varicose veins. The company provides treatments for front and back of both legs.
7/13/07	Winsted Holdings Inc. (OTCPK:WNSH) / Winsted Holdings Inc., Prior to Reverse Merger with Appletree Capital Ltd.	NA	NA	NA	NA	NA	Provides skin care and non-surgical cosmetic procedures.
MEAN (Non-Acute)					1.6x	8.1x	
MEDIAN (Non-Acute)					1.4x	8.1x	

PROVIDERS — LONG-TERM CARE

Announced	Advocat Inc. (NasdaqSC:AVCA) / Seven facility leaseholds (Senior Mgmt Svcs. Of America North Texas, Inc.)	\$10.10	\$50.50	NA	0.2x	NA	Includes 1266 licensed nursing beds.
Announced	Assisted Living Concepts, Inc. / Dubuque Retirement Community	\$24.00	NA	NA	NA	NA	Includes a 225,000 square foot building on approximately 10 acres containing 185 upscale one and two bedroom apartments.
Announced	Atria Senior Living / 12 assisted living facilities (Forest City Enterprises, Inc.)	\$607.00	NA	NA	NA	NA	Includes 11 facilities in the greater New York City area and one in Florida. Atria Senior Living is based in Louisville, KY and owns or operates more than 120 assisted-living communities in 27 states.
Announced	Banner Health Arizona / Sun Health Corporation	NA	NA	NA	NA	NA	Offers residential and home-delivered healthcare and related services to west Valley communities. It provides services in the areas of obstetrics, newborn services, cardiology, and orthopedics.
Announced	Brandywine Senior Living / Two Long Island Seniors Communities (The Carlyle Group)	\$115.00	NA	NA	NA	NA	The addition of The Savoy and Huntington Terrace expands Brandywine's portfolio to 13 communities in five states: New Jersey, Pennsylvania, Delaware, Connecticut and New York.
Announced	Carlyle Group / Manor Care Inc. (NYSE:HCR)	\$5,898.90	\$3,757.30	\$454.50	1.6x	13.0x	Provides a range of health care services, including skilled nursing care, assisted living, post-acute medical and rehabilitation care, hospice care, home health care, and rehabilitation therapy services in the United States.
8/1/07	Chicago Investor / Landmark Nursing	\$3.40	NA	NA	NA	NA	A 145-bed nursing facility in Indiana.
9/1/07	Emeritus Corp. (AMEX:ESC) / Summerville Senior Living, Inc.	\$257.10	NA	NA	NA	NA	Operates senior residential and assisted living communities.
7/31/07	Herbert J. Sims & Co. / Encore Senior Livin —17 Facilities	\$184.50	\$61.00	\$13.50	3.0x	13.7x	Builds and operates senior care communities in Arizona, California, Florida, Oregon, and Utah.
7/13/07	JER Partners L.L.C., Formation Capital, L.L.C. / Genesis Healthcare Corp.	\$1,851.50	\$1,870.20	\$163.60	1.0x	11.3x	Provides healthcare and support services to elderly population in the United States.

Date	Acquirer/ Target	Target Price	Target Revenue	Price/ EBITDA ²	Price/ Revenue	Target EBITDA ²	Description
8/1/07	Kindred Healthcare Inc. (NYSE:KND) / Greens Adult Living Communities, Skilled Nursing Center and Assisted Living Residence	NA	NA	NA	NA	NA	A 160-bed skilled nursing center, and The Fountains on the Greens, an assisted living residence with a total of 82 beds. The facilities are located in Cleveland, Ohio.
Announced	Leisureworld Senior Care, L.P. / Counsel Corporation, Seven Long-Term Healthcare Homes	\$63.70	NA	NA	NA	NA	Provides services such as restorative and palliative care, rehabilitation services, occupational therapy, physiotherapy, and incontinence management.
7/10/07	Linden LLC / Behavioral Centers of America Corp.	\$40.00	NA	NA	NA	NA	Manages facilities in Ohio and Texas that provide psychiatric care primarily for adolescents and senior citizens suffering from depression and other mental health problems.
Announced	Pacific Northwest operator / Gables at Granbury	\$6.70	NA	NA	NA	NA	The 80,000 square foot community contains a mix of large one bedroom units, various 2 bedroom/2 bath floor plans, and a limited number of luxury apartments with dining areas, and expensive living areas.
8/21/07	Royal Senior Care, LLC / Palmer Club	\$6.50	\$2.10	NA	3.1x	NA	A 75 unit assisted living facility in Florida.
9/1/07	Skilled Healthcare Group Inc. (NYSE:SKH) / Laurel Healthcare Providers, LLC, Ten Skilled Nursing Facilities And Hospice Company	\$51.50	\$75.20	NA	0.7x	NA	The nursing facilities consist of 1180 beds and are based in Albuquerque, New Mexico.
8/1/07	Smith Healthcare, LLC / Lighthouse Inn	\$4.90	NA	NA	NA	NA	A 44-unit assisted living facility with a total of 75 beds.
Announced	Tenet Healthcare Corp. (NYSE:THC) / Stanislaus Behavioral Health Center	\$11.00	NA	NA	NA	NA	A 67-bed psychiatric treatment facility with inpatient programs for seniors, adults, adolescents and children.
Announced	Vincentian Collaborative System / Marian Manor Corporation	NA	NA	NA	NA	NA	Operates as a nursing facility. It offers personal, intermediate, and Alzheimer's care for adults who require assistance because of age, illness, and disability.
8/2/07	Westport Capital Partners LLC, Reichmann Healthcare Capital Corporation / Wellington HealthCare Services, L.L.C	NA	NA	NA	NA	NA	Operates long term care and senior living centers in the Southeast United States. It provides physical and rehabilitative therapy services. The company also offers management services to facilities for third-party owners.
8/3/07	Wilkinson Corporation / Veranda, Waterford Gardens	\$16.00 ^a	NA	NA	NA	NA	A 32-unit Alzheimer's and memory care facility and 58-unit assisted living and memory care facility.
MEAN (Long-Term Care)					1.6x	12.7x	
MEDIAN (Long-Term Care)					1.3x	13.0x	

PROVIDERS — ACUTE

Announced	Ascension Health / Eastern Health System	NA	NA	NA	NA	NA	An integrated, multi-facility healthcare delivery system with headquarters in Birmingham, Alabama.
Announced	Ascension Health / Via Christi Health System	NA	NA	NA	NA	NA	A Catholic, mission-focused, not-for-profit healthcare system of medical centers, senior communities, health plans and outpatient and retail facilities serving Kansas and the surrounding region.
Announced	Baptist Health System of East Tennessee / St. Mary's Health System (Merger)	NA	NA	NA	NA	NA	St. Mary's mission is to continue the healing ministry of Jesus by improving the health of the community —with a special emphasis on those who are poor and underserved.
7/1/07	Carolinas Health Care System / NorthEast Medical Center	NA	NA	NA	NA	NA	A non-profit medical center that provides inpatient and outpatient services through 457 acute care beds and 26 clinics. NorthEast Medical Center offers overall cardiovascular care.
Announced	Catholic Health East / Two hospitals of Cathedral Healthcare System	NA	NA	NA	NA	NA	General medical and surgical hospitals.
Announced	Christus Santa Rosa Health Care Corporation / McKenna Memorial Hospital	NA	NA	NA	NA	NA	Provides healthcare for Comal County and the surrounding area. Its services include emergency services, rehabilitation, healthlink, magnetic resonance imaging, ct services, digital mammography, bone density, pastoral care, home health, hospital directory, and wound care services.
7/25/07	Community Health Systems, Inc. (NYSE:CYH) / Triad Hospitals Inc.	\$6,786.50	\$5,517.40	\$684.10	1.2x	9.9x	Provides healthcare services through hospitals and ambulatory surgery centers primarily in the southern, midwestern, and western United States.

Date	Acquirer/ Target	Target Price	Target Revenue	Price/ EBITDA ²	Price/ Revenue	Target EBITDA ²	Description
Announced	Community Health Systems, Inc. (NYSE:CYH) / Valley Hospital & Medical Center	NA	NA	NA	NA	NA	Valley Hospital & Medical Center, an acute care medical facility, provides healthcare services.
Announced	Community Health Systems, Inc. (NYSE:CYH) / Deaconess Medical Center	NA	NA	NA	NA	NA	Provides healthcare services for the Spokane community and the Inland Northwest region. The company specializes in cardiology, orthopedics, neonatology, neurology, and oncology treatment.
Announced	Froedtert Memorial Lutheran Hospital, Inc./ Columbia St. Mary's	NA	NA	NA	NA	NA	A healthcare provider consisting of hospitals, clinics, and schools and colleges.
Announced	Good Shepherd Health System / Marshall Regional Medical Center	NA	NA	NA	NA	NA	Operates a not-for-profit hospital in northeast Texas. It offers medical/surgical, surgery, obstetrics/gynecology, critical care, emergency, full anesthesia, radiology, and diagnostic imaging services.
Announced	Great-West Healthcare, Inc./ Sebastian River Medical Center	NA	NA	NA	NA	NA	Operates as a general medical/surgical hospital.
Announced	Hartford Healthcare Corp. / Windham Community Memorial Hospital	NA	NA	NA	NA	NA	A modern acute-care facility providing a vital core of inpatient, outpatient and emergency services in a caring and personal community setting in Northeastern Connecticut.
7/2/07	Henry Ford Health System / Henry Ford Macomb Hospitals	NA	NA	NA	NA	NA	Offers various services, including behavioral medicine, birthing, business health, cancer care, emergency, heart and vascular, home health, joint replacement, medical records, rehabilitation, respiratory care, surgical, orthopedic program, urgent care, weight management, and women's health.
Announced	Karmanos Cancer Institute/ St. John Detroit Riverview Hospital	NA	NA	NA	NA	NA	A 262 bed community hospital that focuses on geriatric care, obstetrics, and gynecology.
Announced	Livingston Community Health Care System, Inc./ Billings Clinic	NA	NA	NA	NA	NA	Operates a hospital and a physician clinic in Billings, Montana.
9/27/07	McLaren Health Care Corporation / POH Medical Center	NA	NA	NA	NA	NA	Operates as an osteopathic teaching hospital in the United States.
8/9/07	Medical Properties Trust Inc. (NYSE:MPW) / Three Acute Care Hospital Facilities	\$100.00	NA	NA	NA	NA	The properties include Twelve Oaks Medical Center, a 524 beds facility and Shasta Regional Medical Center a 246 beds facility. The facilities are based in Houston, Texas and Redding, California.
Announced	Prospect Medical Holdings, Inc. (Amex:PZZ) / Alta Healthcare System, Inc.	\$144.70	\$103.40	NA	1.4x	NA	Hospitals within the System offer a comprehensive range of medical, surgical, and acute psychiatric services.
8/31/07	Shiloh Health Services, Inc. / River West L.P.	NA	NA	NA	NA	NA	Operates as an acute and emergency care facility in Louisiana. Its services include emergency care, anesthesiology, CT scanner, cardiac catheterization laboratory, cardiology, diagnostic imaging, home health, inpatient and outpatient surgery, intensive care unit, interventional cardiology, MRI, and mammography.
Announced	Signature Hospital Corporation / Rockdale Medical Center, Inc.	\$90.00	NA	NA	NA	NA	Engages in the operation of a hospital in California. The company provides birth place for expectant moms; breast health/mammography services; cardiology services; and day surgery services, as well as diabetes education programs and individual counseling.
Announced	Sisters Of Charity Health Care System Nursing Home Inc. / Saint Vincent Catholic Medical Centers, Bayley Seton Hospital	\$34.90	NA	NA	NA	NA	Operates as a hospital which provides health care services including treatment of cancer, cardiology, HIV, orthopedics, emergency medicine, and surgery.
Announced	Specialty Hospitals of America, LLC / Greater Southeast Community Hospital	\$31.50	NA	NA	NA	NA	A 450 bed hospitals that offers emergency care, medical and surgical services, rehabilitation services, and cancer care including radiation therapy.
Announced	St Mary's Health System Inc. / Baptist Health System Of East Tennessee	NA	NA	NA	NA	NA	A charitable, not-for-profit hospital that provides healthcare services to the people of the East Tennessee region. The hospital offers services that focus on heart, cancer, eye, senior health, and women's health.
Announced	St. John's Mercy Health Care / St. Louis Surgical Center, LLC	NA	NA	NA	NA	NA	Provides general, vascular, ophthalmology, otolaryngology, podiatry, urology, orthopedics, gynecology, colorectal, gastroenterology, and plastics surgical services.
Announced	Summa Health System / Barberton Citizens Hospital	NA	NA	NA	NA	NA	A 311-bed, general acute care community hospital that offers inpatient services in the clinical areas of medicine, surgery, cardiology, critical care, extended care, psychiatry, oncology, emergency medicine, obstetrics and physical rehabilitation.

Date	Acquirer/ Target	Target Price	Target Revenue	Price/ EBITDA ²	Price/ Revenue	Target EBITDA ²	Description
7/1/07	Tenet Healthcare Corporation / Coastal Carolina Medical Center (LifePoint Hospitals, Inc.)	\$35.00	NA	NA	NA	NA	Provides acute care services.
7/31/07	Wellmont Health System Corp. / Health Management Associates, Inc., Two Southwest Virginia Hospitals	NA	NA	NA	NA	NA	The hospitals include Lee Regional Medical Center which is an 80 bed facility, and Mountain View Regional Medical Center which is a 133 bed facility.
7/17/07	Wellmont Health System Corp. / Jenkins Community Hospital	NA	NA	NA	NA	NA	A 60-bed hospital that offers medical and surgical services such as cancer treatment, obstetrics, pediatrics, acute rehabilitation, and emergency room services.
Announced	William Beaumont Hospital / Bon Secours Hospital Baltimore, Inc.	NA	NA	NA	NA	NA	The company provides healthcare services. It owns and operates hospitals, family medicine centers, and long-term care facilities.

MEAN (Acute)	1.3x	9.9x
MEDIAN (Acute)	1.3x	9.9x

MEAN (PROVIDERS)	1.5x	11.1x
MEDIAN (PROVIDERS)	1.3x	11.3x

PRODUCTS — CLINICAL DEVICES

Announced	3M (NYSE:MMM) / Abzil Industria e Comercio Ltda.	NA	NA	NA	NA	NA	Player in the fast-growing Brazilian orthodontic market.
9/4/07	Advanced Wound Technologies-Mid Atlantic, Inc.(OTCPK:AWTM) / ICON Systems, Inc.	NA	NA	NA	NA	NA	Offers Microsolo 900T beds; MicroMini T, a pressure support system with vapor permeable mattress; and Microsolo900T Low Pressure/Shear Support surface, an anti Decubitus ulcer surface.
Announced	Alphatec Holdings, Inc. (NasdaqNM:ATEC) / License for guided lumbar fusion system (JGMB Benochea, LLC)	\$2.60	NA	NA	NA	NA	The GLIF system is designed to allow surgeons to perform a 360-degree minimally invasive procedure without the need for a second incision or repositioning of the patient.
8/1/07	Alpine Biomed Corp. / Medtronic, Inc., Neurology Diagnostic Products Line	NA	NA	NA	NA	NA	Engages in the development, manufacture, and marketing of medical diagnostic products used for gastro esophageal reflux disease.
6/28/07	ATS Medical Inc. (NasdaqNM:ATSI) / CryoCath Technologies Inc, Surgical Portfolio	\$30.00	NA	NA	NA	NA	Manufactures argon-based cardiac surgical cryoablation devices, including products known under the FrostByte and SurgiFrost names for the treatment of cardiovascular diseases.
8/1/07	Avalign Technologies, Inc. / Nemcomed Ltd.	NA	NA	NA	NA	NA	Develops and manufactures precision orthopedic medical devices. The company is based in Hicksville, Ohio.
Announced	Best Medical International, Inc. / NOMOS Corporation	\$3.60	NA	NA	NA	NA	Was engaged in the development, sale, and servicing of advanced medical equipment products that were designed to improve the safety and effectiveness of radiation therapy in the treatment of tumorous cancers.
6/28/07	Cardinal Health Inc. (NYSE:CAH) / Viasys Healthcare Inc. (NYSE:VAS)	\$1,533.10	\$636.10	\$92.40	2.4x	16.6x	Engages in the development, manufacture, marketing, and service of medical devices, instruments, and medical and surgical products.
Announced	Celera Group (NYSE:CRA) / Berkeley HeartLab, Inc.	\$195.00	NA	NA	NA	NA	Provides cardiovascular disease management solutions. It also provides proprietary LDL and HDL tests, as well as various other tests associated with cardiovascular disease.
Announced	CLX Investment Company Inc. (OTCBB:CLXN) / Zonda Incorporated	NA	NA	NA	NA	NA	Manufactures diagnostic devices for infectious diseases. Zonda Incorporated is based in Moraga, California.
9/6/07	Davis Marcus Partners, Inc./ CAS Medical Systems Inc., Manufacturing Facility	\$3.00	NA	NA	NA	NA	Engages in the production of non-invasive vital signs monitoring medical devices.
Announced	Ecolab Inc. (NYSE:ECL) / Microtek Medical Holdings Inc. (NasdaqNM:MTMD)	\$271.30	\$147.50	\$15.30	1.8x	17.7x	Engages in the design, manufacture, and marketing of a range of surgical products worldwide. It offers infection and fluid control products, and other surgical products.
Announced	ev3, Inc. (NasdaqNM:Evvv) / Foxhollow Technologies Inc. (NasdaqNM:FOXH)	\$598.60	\$198.20	NA	3.0x	NA	Designs, develops, manufactures, and sells medical devices primarily for the treatment of peripheral artery disease (PAD) and other cardiovascular disease.

Date	Acquirer/ Target	Target Price	Target Revenue	Price/ EBITDA ²	Price/ Revenue	Target EBITDA ²	Description
Announced	Gores Technology Group, LLC / Gennum Corp., Hearing Instrument Products and Manufacturing Operations	\$14.50	NA	NA	NA	NA	Manufactures hearing instruments.
8/1/07	Groupe Cair / Waters Medical Systems, Inc.	\$5.00	NA	NA	NA	NA	Offers pulsatile preservation technology. The company provides solutions for kidney preservation prior to transplants, and whole blood oximetry for cardiac catheterization laboratories.
7/9/07	Hanger Orthopedic Group Inc. / Surefit, LLC	NA	NA	NA	NA	NA	Dedicated to providing the podiatric physician solutions to supplying their diabetic patients with therapeutic footwear.
9/19/07	Hologic Inc. (NasdaqNM:HOLX) / BioLucent, Inc.	\$85.00	\$17.00	NA	5.0x	NA	Involved in the early detection and treatment of breast cancer.
Announced	Hologic Inc. (NasdaqNM:HOLX) / CYTC Corp. (NasdaqNM:CYTC)	\$5,746.20	\$636.30	\$256.60	9.0x	\$22.40	A diagnostic and medical device company, designs, develops, manufactures, and markets diagnostic and surgical products primarily in the United States.
Announced	Integra LifeSciences Holdings Corp. (NasdaqNM:IART) / IsoTis, Inc. (NasdaqNM:ISOT)	\$65.30	\$44.70	NM	\$1.50	NM	Engages in the development, manufacture, and marketing of orthobiologics products for the treatment of musculoskeletal diseases and disorders.
9/12/07	Inverness Medical Innovations Inc. (AMEX:IMA) / Cholestech Corp.	\$297.70	\$69.60	\$14.20	4.3x	21.0x	Provides diagnostic tools and information for risk assessment and therapeutic monitoring of heart disease, inflammatory disorders, and diabetes.
Announced	Inverness Medical Innovations Inc. (AMEX:IMA) / HemoSense, Inc. (AMEX:HEM)	\$159.80	\$28.10	NA	5.7x	NA	Engages in the development, manufacture, and sale of handheld blood coagulation monitoring systems for use by patients and healthcare professionals in the management of warfarin medication.
Announced	Inverness Medical Innovations Inc. (AMEX:IMA) / Matritech, Inc., Substantially All Assets	\$42.50	\$3.30	\$2.10	12.9x	20.2x	Engages in the development, manufacture, marketing, distribution, and licensing of cancer diagnostic technologies and products.
9/20/07	LeMaitre Vascular, Inc. (NasdaqNM:LMAT) / Vascular Architects, Inc.	\$2.80	NA	NA	NA	NA	Designs, manufactures, and markets instrumentation used in the treatment of vascular stenoses, occlusions, and non-vascular obstructions.
Announced	MediCult a/s (OB:MEC) / Humagen Fertility Diagnostics, Inc.	\$22.90	\$9.40	NA	2.4x	NA	Provides a line of fertility products and supplies.
7/6/07	Medos Medizintechnik AG / Gish Biomedical (CardioTech International)	\$7.50	NA	NA	NA	NA	Engages in the development and marketing of its devices for various applications within the medical community.
Announced	Medtronic Inc. (NYSE:MDT) / Kyphon Inc. (NasdaqNM:KYPH)	\$3,935.90	\$487.70	\$96.30	8.1x	40.9x	Engages in the design, manufacture, and marketing of medical devices to treat and restore spinal anatomy using minimally invasive technology.
7/23/07	MiMedx, Inc. / SpineMedica, LLC	NA	NA	NA	NA	NA	Manufactures and markets spine alignment devices and artificial spinal implants.
Announced	Nxstage Medical, Inc. (NasdaqNM:NXTM) / Medisystems Corporation	\$78.60	\$65.50	NA	1.2x	NA	Designs, manufactures, imports and distributes medical devices, primarily for use in dialysis and related blood treatments.
Announced	Planet Technologies Inc. (OTCBB:PLNT) / Antigen Laboratories, Inc.	\$10.50	NA	NA	NA	NA	Manufactures diagnostic products and needles for prick puncture testing.
8/1/07	Polar Star Mining Corporation (TSXV:POS) / Genetic Diagnostics Technologies Corp.	NA	NA	NA	NA	NA	Engages in the development and licensing of genetic testing systems and technology in Canada and the United States.
7/11/07	Private Equity Consortium / Biomet Inc. (NasdaqNM:BMET)	\$11,270.90	\$2,106.70	\$586.70	5.4x	19.2x	Engages in the design, manufacture, and marketing of products primarily used by musculoskeletal medical specialists in surgical and non-surgical therapy.
7/30/07	Qiagen NV (NasdaqNM:QGEN) / Digene Corp.	\$1,303.90	\$191.20	\$36.20	6.8x	36.0x	Engages in the development, manufacture, and marketing of its proprietary gene-based diagnostic tests for the screening, monitoring, and diagnosis of human diseases with a focus on women's cancers and infectious diseases.
8/9/07	ReAble Therapeutics, Inc. / IOMED Inc.	\$13.80	\$9.30	\$0.40	1.5x	32.7x	Engages in the development, manufacture, and marketing of drug delivery systems used primarily to treat acute local inflammation in the physical and occupational therapy, and sports medicine markets.
8/31/07	ScottCare Corporation / Rozinn Electronics, Inc.	NA	NA	NA	NA	NA	Manufactures cardiovascular diagnostic equipment.
Announced	Shandong Sishui Spring Pharmacy Limited Company / itLinkz Group, Inc. (OTCPK:MTIV)	NA	NA	NA	NA	NA	Engages in the design, manufacture, and distribution of medical screening devices for medical professionals primarily involved in vision screening.

Date	Acquirer/ Target	Target Price	Target Revenue	Price/ EBITDA ²	Price/ Revenue	Target EBITDA ²	Description
Announced	Siemens Medical Solutions Group / Dade Behring Holdings Inc. (NasdaqNM:DADE)	\$7,120.20	\$1,821.00	\$430.20	3.9x	16.6x	Engages in the development, manufacture, and sale of clinical diagnostic instruments, reagents, and consumable supplies and services to clinical laboratories.
7/24/07	SonoSite Inc. (NasdaqNM:SONO) / LumenVu, Inc.	\$13.50	NA	NA	NA	NA	Researches and develops a prototype catheter with an infrared light for hospitals and healthcare centers.
7/31/07	SurModics Inc. (NasdaqNM:SRDX) / Brookwood Pharmaceuticals, Inc.	\$40.00	\$12.70	NA	3.2x	NA	Operates as a product-focused drug delivery company.
Announced	Teleflex Inc. / Arrow International Inc.	\$2,010.20	\$502.60	\$128.00	4.0x	15.7x	Engages in the development, manufacture, and marketing of various disposable catheters, heart assist devices, and related products for critical and cardiac care applications.
9/4/07	Ventana Medical Systems Inc. (NasdaqNM:VMSI) / Spring Bioscience Corporation	\$40.60	NA	NA	NA	NA	Offers products, tools, and services for gene cloning, target screening, and protein expression analysis.
7/11/07	Veridium, Inc. / Veridium Allied Swiss	NA	NA	NA	NA	NA	Produces ultra precision-machined products. The company manufactures dental implant, prosthetic, and surgical components.
8/15/07	Vital Signs Inc. (NasdaqNM:VITL) / Enginivity, LLC	\$5.90	NA	NA	NA	NA	Engages in the research, design, development, production, and marketing of medical devices related to the IV fluid warming market for domestic and military sectors.
8/1/07	Water Street Healthcare Partners / Alpine Biomed Corp.	NA	NA	NA	NA	NA	Engages in the design, manufacture, and distribution of diagnostic equipment and accessories.
MEAN (Clinical Devices)					4.6x	23.5x	
MEDIAN (Clinical Devices)					4.0x	20.2x	

PRODUCTS — NON-CLINICAL DEVICES

7/2/07	Anodyne Medical Device, Inc. / PrimaTech Medical Systems	NA	NA	NA	NA	NA	Designs and produces mattress replacements, overlays, and seating systems for the treatment and prevention of pressure ulcers.
9/25/07	Creative Technology Services LLC / PlainSense Wheelchairs, Inc.	NA	NA	NA	NA	NA	Develops and markets mobility equipment for disabled children and their families. It offers stroller, front wheel drive, and rear wheel drive chairs.
7/17/07	DENTSPLY International Inc. (NasdaqNM:XRAY) / Sultan Healthcare, Inc.	NA	NA	NA	NA	NA	Manufactures infection control products, dental materials, preventive products, and oral therapeutics.
8/14/07	Dow Chemical Co. (NYSE:DOW) / Kemeta LLC	NA	NA	NA	NA	NA	Focuses on the commercialization of palm-size analyzers for detecting and monitoring biomarkers in the breath.
Announced	Flextronics International Ltd. (NasdaqNM:FLEX) / Avail Medical Products, Inc.	NA	NA	NA	NA	NA	Engages in the outsourced development and manufacture of sterile and single-use medical devices for medical device manufacturers.
Announced	Human Care HC AB (OM:HUMA) / Dana Douglas Inc.	\$6.70	\$6.10	NA	1.1x	NA	Engages in the manufacture and distribution of mobility products and bathroom safety products in North America.
Announced	Lusora Healthcare Systems Inc. (OTCBB:LHCS) / Associated Home Services Inc.	\$4.70	NA	NA	NA	NA	Provides leased and monitored personal emergency response medical alarms to elderly, disabled, and risk individuals.
9/18/07	Medivators, Inc / Verimetrix, LLC	NA	NA	NA	NA	NA	Specializes in the creation of innovative precision medical equipment testing devices that enhance the life, performance and cost efficiency of complex, costly medical devices.
8/27/07	Neogen Corp. (NasdaqNM:NEOG) / Kane Enterprises, Inc.	\$5.90	\$6.00	NA	1.0x	NA	Manufactures and imports animal health specialty products for the veterinary and animal health markets.
7/17/07	Peterson Partners LP, Sorenson Capital / MITY Enterprises Inc.	\$78.80	\$60.20	\$8.40	1.3x	9.4x	Engages in the design, manufacture, and marketing of multipurpose room furniture, healthcare seating, and fence products.
Announced	Philips Electronics NV (ENXTAM:PHIA) / Health Watch, Inc.	\$130.00	\$30.00	NA	4.3x	NA	Manufactures telecare products and monitoring systems in the United States.
Announced	ReAble Therapeutics, Inc. / DJO Incorporated (NYSE:DJO)	\$1,541.60	\$458.80	\$92.60	3.4x	16.6x	Engages in the design, manufacture, and marketing of rehabilitation and regeneration products for the non-operative orthopedic, spine, and vascular markets.

Date	Acquirer/ Target	Target Price	Target Revenue	Price/ EBITDA ²	Price/ Revenue	Target EBITDA ²	Description
9/4/07	Smartrac NV (DB:SM7) / HEI RFID	\$3.00	NA	NA	NA	NA	Provides a range of engineering, product design, automation and test, manufacturing, distribution, and fulfillment services and solutions.
7/31/07	Stanley Works (NYSE:SWK) / InnerSpace Corporation	NA	NA	NA	NA	NA	Provides storage and clinical inventory solutions for the healthcare industry.
9/4/07	Symmetry Medical, Inc. (NYSE:SMA) / Specialty Surgical Instrumentation, Inc.	\$15.10	\$21.60	NA	0.7x	NA	Engages in the design, development, and production of implants and related instruments for orthopedic device manufacturers.
MEAN (Non-Clinical Devices)					2.0x	13.0x	
MEDIAN (Non-Clinical Devices)					1.2x	13.0x	

PRODUCTS — DISPOSABLES

9/27/07	Astra Tech AB / Atlantis Components, Inc.	\$71.00	NA	NA	NA	NA	Manufactures components for the dental implant market.
7/10/07	Crosstex International, Inc. / Twist 2 It Inc.	NA	NA	NA	NA	NA	Designs, markets, and sells disposable prophylaxis angle for the cleaning and polishing of teeth. It manufactures and distributes dental equipment and supplies.
6/29/07	IMI plc (LSE:IMI) / Kloehn Company Ltd.	\$80.00	\$26.00	NA	3.1x	NA	Engages in the design and manufacture of fluidic components and assemblies for the OEM instrument manufacturers in the United States.
Announced	Showa Glove Co. / Best Manufacturing Company	NA	NA	NA	NA	NA	Develops, manufactures, and markets protective gloves to industrial and medical professionals.
Announced	Specialty Blades, Inc. / Popper & Sons, Inc.	NA	NA	NA	NA	NA	A U.S. manufacturer and supplier of a wide range of reusable and specialty hypodermic products to the Medical and Laboratory markets.
Announced	TFX Medical OEM / Arrow International Inc. (NasdaqNM:ARRO)	\$2,010.20	\$507.60	\$124.10	4.0x	16.2x	Engages in the development, manufacture, and marketing of various disposable catheters, heart assist devices, and related products for critical and cardiac care applications.
MEAN (Disposables)					3.5x	16.2x	
MEDIAN (Disposables)					3.5x	16.2x	

PRODUCTS — COMMERCIAL

7/31/07	Abraxis Bioscience, Inc. (NasdaqNM:ABBI) / Watson Pharmaceuticals, Inc., Sterile Manufacturing Facility	NA	NA	NA	NA	NA	Manufactures and markets lyophilized powders, suspension products, and aqueous and oil solutions.
7/12/07	Aspen Surgical Products, Inc. / Colby Manufacturing Corporation	NA	NA	NA	NA	NA	Provider of single-use products for healthcare worker safety and patient safety.
7/3/07	Bedminster National Corp. (OTCBB:BMST.A) / Metropolitan Computing Corporation	\$1.10	\$1.90	\$0.10	0.6x	16.2x	Offers precision instrumentation, data acquisition systems, production tablet press replication, and tablet press control systems for the pharmaceutical industry.
7/10/07	Eppendorf AG / New Brunswick Scientific Co. Inc.	\$103.40	\$76.00	\$6.60	1.4x	15.6x	Provides various research equipment and scientific instruments for the life sciences industry.
8/6/07	Exopack Holding Corp. / Exopack Advanced Coatings, LLC	\$32.30	NA	NA	NA	NA	Engages in the development, manufacture, and distribution of precision-coated papers, films, and substrates for imaging, electronics, medical, and optical technologies.
Announced	Molecular Insight Pharmaceuticals, Inc. (NasdaqNM:MIPI) / NeoRx Manufacturing Group, Inc., Radiopharmaceutical Manufacturing Facility	\$3.20	NA	NA	NA	NA	Offers commercial-scale radiopharmaceutical manufacturing services.
7/2/07	Parker-Hannifin Corp. (NYSE:PH) / Mitos Technologies, Inc.	NA	NA	NA	NA	NA	Manufactures and distributes fluid-handling components for the biotech industry.
8/1/07	RoundTable Healthcare Management, LLC / Vesta, Inc.	NA	NA	NA	NA	NA	Manufactures silicone medical extrusions, components, and devices. It offers molding, extrusion, and assembly services.
7/2/07	Standard Aero, Inc. / TSS Technologies, Inc.	\$65.00	NA	NA	NA	NA	Engages in the design, engineering, manufacture, and supply of equipment, components, and assemblies for the aerospace, automotive, medical, automation, aviation, power, and marine industries.

Date	Acquirer/ Target	Target Price	Target Revenue	Price/ EBITDA ²	Price/ Revenue	Target EBITDA ²	Description
9/5/07	Thermo Fisher Scientific, Inc. (NYSE:TMO) / Davis Instruments	NA	NA	NA	NA	NA	Engages in the manufacturing and distribution of test, measurement and process control instruments.
7/3/07	TransGlobe Property Management Services Ltd. / NPS Pharmaceuticals, Inc., Pilot Manufacturing and Laboratory Facility	\$4.00	NA	NA	NA	NA	Offers pharmaceutical manufacturing and research and development facilities. The facility is based in Mississauga, Canada.
8/6/07	TriMas Corp. (NYSE:TRS) / DEW Technologies, Inc.	NA	NA	NA	NA	NA	Provides computer numerically controlled milling and manufacturing services to the medical sector. The company offers engineering, mechanizing, and fixture designing services.
7/19/07	Water Street Healthcare Partners / Precision Dynamics Corporation	NA	NA	NA	NA	NA	Engages in the design, development, and manufacture of automatic identification wristband systems.
MEAN (Commercial)					1.0x	15.9x	
MEDIAN (Commercial)					1.0x	15.9x	

PRODUCTS — CONSUMER

8/1/07	Bausch & Lomb Inc. (NYSE:BOL) / Alimera Sciences, Inc., Soothe XP - OTC Product Line	NA	NA	NA	NA	NA	Offers emollient-based (lubricating) artificial tear product, offering relief to patients who suffer from dry eye.
Announced	DC Brands International Inc. (OTCPK:DCBI) / Health Advantage Research and Development	NA	NA	NA	NA	NA	Manufactures health supplements for athletes.
8/3/07	FDC Vitamins, Inc. / Nutri-Force Nutrition, Inc.	NA	NA	NA	NA	NA	Manufactures private label nutritional supplements and vitamins.
8/20/07	FitLinxx, Inc. / FitSense, Inc. (Merger)	NA	NA	NA	NA	NA	A developer of a host of products that provide health, fitness, and athletic performance information on a wristwatch, with a wireless link to the Internet.
Announced	GeoPharma Inc. (NasdaqSC:GORX) / Dynamic Health Products Inc. (OTCBB:DYHP)	\$14.50	\$56.80	NM	0.3x	NM	Engages in the development, marketing, and distribution of a range of sports nutrition products and other related products.
7/6/07	JH Partners LLC / Kate Somerville LLC	NA	NA	NA	NA	NA	Operates as a medi-skincare center.
6/30/07	Mi Gwang Contact Lens Co. Ltd. (KOSE:A066850) / 1-800 Contacts, Inc., International Manufacturing, Distribution and Customer Support Operations	\$15.50	NA	NA	NA	NA	Develops, manufactures and distributes international contact lens.
8/24/07	MidOcean Partners / Worldwide Sports & Recreation, Inc.	NA	NA	NA	NA	NA	Manufactures and markets sports optics and outdoor accessories worldwide.
Announced	Private Equity Consortium / Nellson Nutraceutical, Inc.	\$153.50	NA	NA	NA	NA	Operates as an outsourced formulator and manufacturer of functional bars and powders.
Announced	Warburg Pincus LLC / Bausch & Lomb Inc. (NYSE:BOL)	\$3,988.20	\$2,325.30	\$262.50	1.7x	15.2x	Engages in the development, manufacture, and marketing of eye health products.
MEAN (Consumer Products)					1.0x	15.2x	
MEDIAN (Consumer Products)					1.0x	15.2x	

PRODUCTS — PHARMACEUTICALS

Announced	Actavis / Three pharmaceutical products (Roche Holding)	NA	NA	NA	NA	NA	The products are Bezalip (a lipid metabolism regulator), Rapilysin (for acute myocardial infarctions) and Neotigason (treats psoriasis and other skin disorders).
Announced	Allergan Inc. (NYSE:AGN) / Espirit Pharma, Inc.	\$370.00	NA	NA	NA	NA	Engages in the development and marketing of medicines. It offers products for patient wellness within the genitourinary and women's healthcare fields.
9/6/07	American Oriental Bioengineering, Inc./ Changchun Xinan Pharmaceutical Group	\$28.50	\$9.00	NA	\$3.20	NA	A drug maker specializing in development, production and marketing of a broad range of plant-based pharmaceutical products
7/18/07	Amgen Inc. (NasdaqNM:AMGN) / Ilypsa, Inc.	\$420.00	NA	NA	NA	NA	Discovers and develops renal care pharmaceutical products. It develops non-absorbed polymeric phosphate and potassium binder compounds to treat chronic kidney diseases.

Date	Acquirer/ Target	Target Price	Target Revenue	Price/ EBITDA ²	Price/ Revenue	Target EBITDA ²	Description
Announced	Apax Partners Worldwide LLP / Qualitest Pharmaceuticals, Inc.	NA	NA	NA	NA	NA	Company manufactures and distributes generic drugs.
Announced	Arura Pharma Inc. / Silkit Pharma Corporation	\$1.30	NA	NA	NA	NA	A pharmaceutical company focused on women's health.
9/24/07	AstraZeneca plc (LSE:AZN) / Verus Pharmaceuticals, Inc., Pediatric Asthma Development Programs	\$310.00	NA	NA	NA	NA	Consists of rights to a Captisol® enabled budesonide solution which is a controller medication, a proprietary short-acting beta agonist solution that acts as a rescue medication, a customized version of eFlow® which is a nebulizer delivery device for use with both medications and other intellectual property.
8/3/07	Azur Pharma Limited / AVANIR Pharmaceuticals, FazaClo	\$52.00	\$16.50	NA	\$3.20	NA	An antipsychotic drug indicated for the management of severely ill schizophrenic patients who fail to respond adequately to standard drug treatments for schizophrenia.
Announced	Bayer Healthcare / Citracal (Mission Pharmacal Company)	NA	NA	NA	NA	NA	Maker of calcium citrate products.
Announced	BioDelivery Sciences International, Inc. (NasdaqSC:BDSI) / Rights to DEMA drug delivery technology (QLT USA, Inc.)	\$7.00	NA	NA	NA	NA	Focuses on advanced drug delivery. It is developing a portfolio of proprietary products, including oncology, pain management, and dermatology products.
Announced	Biolipox AB / Inflazyme Pharmaceuticals Ltd., Substantially All Assets	\$11.00	NA	NA	NA	NA	Includes LSAIDs, PDE ⁴ inhibitors and the Protein Therapeutics Technology which help in the treatment of respiratory and inflammatory diseases.
9/10/07	BioVascular, Inc. / Revitus, Inc.	NA	NA	NA	NA	NA	Produces products that are designed to produce pharmacological treatment for prevention of thrombotic vascular disorders. It offers a drug to prevent heart attack and stroke.
Announced	CalciMedica, Inc. / TorreyPines Therapeutics, Inc., Intellectual Property and Compounds	NA	NA	NA	NA	NA	Comprised of intellectual property and compounds for treating autoimmune diseases.
7/31/07	Cell Therapeutics, Inc. (NasdaqNM:CTIC) / Systems Medicine, Inc.	\$35.00	NA	NA	NA	NA	Develops oncology products. It develops patient-selective therapies for specific tumors and therapies allowing for treatment of only those patients most likely to respond to specific drugs or drug combinations.
Announced	Cell Therapeutics, Inc. (NasdaqNM:CTIC) / U.S. rights to Zevalin lymphoma drug (Biogen Idec)	\$30.00	NA	NA	NA	NA	Zevalin is indicated for the treatment of patients with relapsed or refractory low-grade or follicular B-cell non-Hodgkin's lymphoma, including patients with Rituximab-refractory NHL.
8/28/07	Cephalon Inc. (NasdaqNM:CEPH) / ECR Pharmaceuticals, Amrix	\$100.00	NA	NA	NA	NA	Amrix is an extended release muscle relaxant product and is indicated as an adjunct for the treatment of skeletal muscle spasm.
Announced	Coley Pharmaceutical Group, Inc. (NasdaqNM:COLY) / 3M Co., Therapeutic Cancer Programs	\$20.00	NA	NA	NA	NA	Engages in the development and commercialization of therapies for cancer.
9/5/07	Colorcon, Inc. / Chr. Hansen, Inc., Pharmaceutical Excipients and Coating Division	NA	NA	NA	NA	NA	Includes tablet excipients and coatings for pharmaceuticals and dietary supplements.
Announced	Credit Suisse Securities (USA) LLC, One Equity Partners LLC / Bradley Pharmaceuticals Inc. (NYSE:BDY)	\$375.50	\$147.90	\$39.80	\$2.50	9.4x	Engages in acquiring, developing, and marketing prescription and over-the-counter products.
Announced	Critical Outcome Technologies Inc. (TSXV:COT) / DDP Therapeutics, Inc.	\$5.20	NA	NA	NA	NA	Formed in 2005 to develop a library of small cell lung cancer molecules (Molecules) discovered by COTI using its CHEMSAS(R) technology.
Announced	Eisai Co. Ltd. / Japan rights to Lunesta (Sepracor)	NA	NA	NA	NA	NA	Lunesta is a sleep disorder product.
Announced	Eli Lilly & Co. (NYSE:LLY) / Ivy Animal Health, Inc.	NA	NA	NA	NA	NA	Operates as an integrated veterinary pharmaceutical company that develops, manufactures, markets, and distributes animal health products and services to improve meat production.
Announced	Entelos, Inc. (AIM:ENTL) / Iconix Biosciences, Inc.	\$32.90	\$4.90	NA	6.7x	NA	Operates in the field of toxicogenomics, the integration of chemistry and genomics to profile drug candidates in the United States.
Announced	Forest Laboratories, Inc. (NYSE:FRX) / License for gastrointestinal drug (Microbia, Inc.)	\$330.00	NA	NA	NA	NA	The drug is being studied as a possible treatment for irritable bowel syndrome and chronic constipation.

Date	Acquirer/ Target	Target Price	Target Revenue	Price/ EBITDA ²	Price/ Revenue	Target EBITDA ²	Description
Announced	Genmab A/S (CPSE:GEN) / Medarex, Inc., HuMax-Inflam	NA	NA	NA	NA	NA	Medarex, Inc., HuMax-Inflam is a fully human antibody. HuMax-Inflam also known as MDX-018, inhibits tumor growth. HuMax-Inflam targets interleukin-8, a major inflammation mediator.
7/10/07	Genzyme Corp. (NasdaqNM:GENZ) / Bioenvision Inc.	\$289.80	\$19.10	NA	\$15.20	NA	Engages in the acquisition, development, distribution, and marketing of compounds and technologies for the treatment of cancer, autoimmune disease, and infection.
Announced	Gilead Sciences, Inc. (NasdaqNM:GILD) / Pulmonary disease drug collaboration (Parion Sciences, Inc.)	\$146.00	NA	NA	NA	NA	The agreement grants Gilead worldwide commercialization rights to P-680 for the treatment of diseases including cystic fibrosis (CF), chronic obstructive pulmonary disease (COPD) and non-CF bronchiectasis.
Announced	GlaxoSmithKline (LSE:GSK) / Distribution rights to Lunivia (Sepracor)	\$175.00	NA	NA	NA	NA	Is currently under EMEA review for marketing approval under the centralized procedure.
Announced	JHP Pharmaceuticals, LLC / King Pharmaceuticals, Inc., Rochester Sterile Manufacturing Facility	\$79.00	\$14.00	NA	\$5.60	NA	Manufactures pharmaceutical products including Adrenalin, Aplisol, Brevital, Delestrogen, Ketelar, Pitocin, Pitressin, Tigan, Triostat, Coly-Mycin, Coly-Mycin and Cortisporin.
Announced	Legacy Pharmaceuticals International / Valeant Pharmaceuticals International, Manufacturing Facilities in Humacao and Basel	NA	NA	NA	NA	NA	Facilities comprises two drug manufacturing units.
8/22/07	Meda AB (OM:MEDA A) / MedPointe, Inc.	\$792.90	\$251.70	NA	\$3.20	NA	Develops, markets, and sells prescription therapeutics in the United States. It specializes in respiratory, allergy, central nervous system, and cough-cold products.
Announced	Meda AB (OM:MEDA A) / Wyeth Pharmaceuticals, 10 Pharmaceutical Products	\$78.10	NA	NA	NA	NA	Comprises of anti-anxiety and tranquilizing agents Seresta, Serpax, Serenal, Praxiten and Loramet, the cancer and MS drugs Novantrone, Elsep and Ralenova, and the sleep disorder products Sonata and Zerene.
9/11/07	Merck & Co. Inc. (NYSE:MRK) / NovaCardia, Inc.	\$310.20	NA	NA	NA	NA	Focuses on developing drugs to treat cardiovascular diseases.
Announced	Neuren Pharmaceuticals Ltd. (ASX:NEU) / Hamilton Pharmaceuticals, Inc.	\$4.40	NA	NA	NA	NA	It engages in the development and commercialization of novel medical treatments for central nervous system disease.
8/16/07	Nexgen Pharma, Inc. / Chemins Company, Inc., Manufacturing Facility	NA	NA	NA	NA	NA	Engaged in pharmaceutical business. The facility includes 250,000 square feet of manufacturing, laboratory and warehouse/distribution space.
Announced	Novartis AG / License for osteoporosis drug (Radius Health)	\$500.00	NA	NA	NA	NA	This Phase II candidate is a PTHrP (parathyroid hormone-related protein) analogue
8/14/07	Noven Pharmaceuticals Inc. (NasdaqNM:NOVN) / JDS Pharmaceuticals, LLC	\$135.00	NA	NA	NA	NA	Engages in the acquisition, development, and marketing of in-line and late-stage developmental pharmaceutical products. It offers Pexeva for major depressive disorders and Lithobid for bipolar disorders.
Announced	Par Pharmaceutical (NYSE:PRX) / Rights to Zensana (Hana Biosciences)	\$50.00	NA	NA	NA	NA	Multidose oral spray 5-HT ₃ antagonist product candidate currently in development. Zensana delivers full doses of ondansetron to patients receiving emetogenic chemotherapy. Ondansetron is FDA approved to prevent chemotherapy and radiation-induced, and post-operative nausea and vomiting.
7/11/07	Perrigo Co. (NasdaqNM:PRGO) / Qualis, Inc.	\$12.00	NA	NA	NA	NA	Manufactures health care products including store brand over-the-counter product formulations that compare to Rid [®] and Nix [®] .
7/12/07	Sciele Pharma Inc. (NasdaqNM:SCRX) / Addrenex Pharmaceuticals, Inc.	NA	NA	NA	NA	NA	Identifies compounds that regulate adrenaline for development and commercialization across multiple diseases and conditions. It develops CLONICEL, a drug for hypertension and ADD.
9/17/07	Sontra Medical Corp. (OTCBB:SONT) / Echo Therapeutics, Inc.	\$14.90	NA	NA	NA	NA	Platform-enabled specialty transdermal therapeutics company developing a broad portfolio of advanced topical formulations of FDA-approved products.
Announced	Stada-Arzneimittel AG (DB:SAZ) / Forum Bioscience Holdings Ltd.	\$76.60	NA	NA	NA	NA	A diverse life science group, supplies products and services to the animal, food, health product, and pharmaceutical industries.
Announced	Standard Management Corp. (OTCPK:SMAN) / In-House Pharmacies, Inc.	\$19.00	NA	NA	NA	NA	Engages in the manufacture and marketing of over the counter pharmacies.
Announced	Summus Works, Inc. (OTCPK:SMMW) / BioPharmetics, Inc. (OTCPK:BPMT)	NA	NA	NA	NA	NA	Manufactures and distributes cosmetics, health and wellness products, and pharmaceutical products worldwide.

Date	Acquirer/ Target	Target Price	Target Revenue	Price/ EBITDA ²	Price/ Revenue	Target EBITDA ²	Description
9/11/07	Validus Pharmaceuticals, Inc. / Shire US, Inc.,	NA	NA	NA	NA	NA	Equetro are extended release capsules containing Equetrocarbamazepine, for the treatment of acute manic and mixed episodes associated with Bipolar-I Disorder.
Announced	Veridien Corp. (OTCBB:VRDE) / Santius LifeSciences	\$6.90	NA	NA	NA	NA	Operates in pharmaceutical sector and is based in Canada.
MEAN (Pharmaceuticals)					5.7x	9.4x	
MEDIAN (Pharmaceuticals)					3.2x	9.4x	

PRODUCTS — BIOTECH

9/20/07	Advanced Cell Technology Inc. (OTCBB:ACTC)/ MytoGen, Inc.	\$6.00	NA	NA	NA	NA	A biotech company developing cell-therapy products.
8/8/07	Aegera Therapeutics Inc. / LymphoSign, Inc.	NA	NA	NA	NA	NA	A biopharmaceutical company that develops therapeutics for the cancer treatment.
7/16/07	Amgen Inc. (NasdaqNM:AMGN) / Alantos Pharmaceuticals Holding, Inc.	\$300.00	NA	NA	NA	NA	A biopharmaceutical company that engages in the discovery and development of small molecule drugs for Type II diabetes and osteoarthritis/inflammation based diseases.
Announced	Biotest AG (DB:BIO) / Nabi Biopharmaceuticals, Biologics Business Unit	\$185.00	NA	NA	NA	NA	Develops and markets products that target serious medical conditions in the areas of transplantation, infectious disease, nicotine addiction, and hematology/oncology.
Announced	Bristol-Myers Squibb Co. (NYSE:BMJ) / Adnexus Therapeutics Inc.	\$531.00	\$3.00	NM	NM	NM	Adnexus Therapeutics, Inc., a biotechnology company, focuses on discovering, developing, and commercializing Adnectins, a proprietary drug class.
7/6/07	Catalyst Capital Group Inc. / Hemosol Corp., Substantially all Assets	NA	NA	NA	NA	NA	Engages in the discovery, development, and manufacture of biologics, particularly blood-related proteins.
Announced	Celera Group (NYSE:CRA) / Atria Genetics Inc.	\$33.00	\$11.80	NA	2.8x	NA	The company offers human leukocyte antigen testing products used for identifying potential donors in the matching process for bone marrow transplantation.
Announced	Champions Biotechnology, Inc. (OTCBB:CSBR) / Biomerk, Inc.	\$0.70	NA	NA	NA	NA	Company engages in the development of a preclinical platform of human cancer tumor immune-deficient mice xenografts.
Announced	Circassia Ltd. / ToleroTrans anti-rejection technology (University of Birmingham)	NA	NA	NA	NA	NA	The company's scientists test epitopes, utilizing blood samples from patients awaiting organ transplantation, to determine which have the potential to desensitize the recipient's immune system, and thereby reduce the risk of rejection.
Announced	Edgeline Holdings, Inc. / Intertech Bio	NA	NA	NA	NA	NA	Company develops products to treat cancer, infectious diseases, and other medical conditions associated with compromised immune systems.
Announced	Evotec AG (DB:EVT) / Renovis Inc. (NasdaqNM:RNVS)	\$59.90	\$11.40	NA	5.2x	NA	Engages in the discovery, development, and commercialization of drugs for the treatment of neurological and inflammatory diseases.
Announced	First Venture Technologies Corp. (TSXV:FEB) / Phycobiologics Inc.	\$2.60	NA	NA	NA	NA	The company provides algae molecular biotechnology services.
8/2/07	Genentech Inc. (NYSE:DNA) / Tanox Inc.	\$740.80	\$60.90	NA	12.2x	NA	Engages in the discovery and development of therapeutic monoclonal antibodies for the treatment of immune-mediated diseases, infectious diseases, inflammation, and cancer.
7/19/07	Glenmark Pharmaceuticals S.A / Chromos Molecular Systems Inc., Two Biological Entities	NA	NA	NA	NA	NA	Comprises two humanized monoclonal therapeutic antibodies CHR-1103 and CHR-1201. CHR-1103 is a broad anti-inflammatory agent. CHR-1201 is an anti-thrombolytic humanized monoclonal antibody.
7/11/07	Great Point Partners, LLC / Caprion Proteomics Inc.	\$25.70	NA	NA	NA	NA	A clinical-stage biotechnology company, develops pharmaceutical products in the areas of infectious disease and oncology.
9/26/07	HealthEdge Investment Partners / Advanced Bio-Technologies, Inc.	NA	NA	NA	NA	NA	A pharmaceutical company, engages in developing, commercializing, manufacturing, and marketing products for wounds, scars, acne, psoriasis, skin cancer, and other skin diseases.
9/19/07	Inhibitex Inc. (NasdaqNM:INHJ) / Fermavir Pharmaceuticals, Inc. (OTCBB:FMVR)	\$18.40	NA	NA	NA	NA	A development stage biotechnology company, holds licensed patents for a series of compounds for the treatment of viral diseases.
9/27/07	ISIS Pharmaceuticals Inc. (NasdaqNM:ISIS) / Symphony	\$119.70	NA	NA	NA	NA	A biopharmaceutical company, develops cholesterol-lowering and diabetic drugs.

Date	Acquirer/ Target	Target Price	Target Revenue	Price/ EBITDA ²	Price/ Revenue	Target EBITDA ²	Description
	GenIsis Inc.						
Announced	Kid Fitness, Inc. / Organetix Inc. (OTCBB:OGTX)	NA	NA	NA	NA	NA	Previously, the company operated as a biotechnology company that held license for the formula of a medical discovery relating to the liver.
9/7/07	Medical Discoveries, Inc. / Medical Discoveries Inc., Prior to Reverse Merger with Global Clean Energy Holdings LLC (OTCPK:MLSC)	NA	NA	NA	NA	NA	A development stage bio-pharmaceutical company, engages in the research, validation, development, and commercialization of pharmaceutical products.
Announced	Medtronic Of Canada Ltd., Medtronic Sofamor Danek Inc. / Millennium Biologix Corp., Skelite Technology Assets	NA	NA	NA	NA	NA	Offers synthetic bone graft comprised of a proprietary calcium phosphate chemistry with trace elements of silicon that are found in human bone.
Announced	MGI Pharma Inc. (NasdaqNM:MOGN) / Rights to drug nad option for company (AkaRx Inc.)	\$300.00	NA	NA	NA	NA	Its products in pipeline include AKR-501, a phase II clinical development oral drug for use in the prevention and treatment of thrombocytopenia in various diseases.
Announced	Novartis AG / Rights to vaccine technology (Intercell AG)	NA	NA	NA	NA	NA	The IC43 vaccine, candidate for use in patients with hospital-acquired pseudomonas infections, which is now in Phase II trials. The pre-clinical vaccine IC47, against pneumonia infections in the elderly and infants.
7/9/07	Qiagen NV (NasdaqNM:QGEN) / eGene, Inc.	\$31.70	\$2.80	NA	11.4x	NA	A biotechnology company, engages in developing, manufacturing, and marketing analytical systems and reagents for the genotyping market.
Announced	ReNeuron Group plc (AIM:RENE) / AmCyte, Inc.	\$4.00	NA	NA	NA	NA	Develops encapsulated proliferated human islets for transplantation into patients with diabetes. The company specializes in adult stem cell research to treat diabetes with islet replacement therapy.
8/10/07	Roche Holding AG (VIRTX:ROG) / NimbleGen Systems, Inc.	\$340.30	\$13.90	NA	24.5x	NA	Engages in the manufacture and marketing of a proprietary suite of microarrays, and related products and services to the life sciences research market.
8/13/07	SurModics Inc. (NasdaqNM:SRDX) / BioFX Laboratories, Inc.	\$22.70	\$3.50	NA	6.5x	NA	Researches and manufactures sensitive immunosubstrates, immunosolutions, reagents, and proprietary applications for biomedical research and medical diagnostic markets.
8/24/07	Upstream Biosciences, Inc. (OTCBB:UPBS) / Pacific Pharma Technologies, Inc.	\$0.40	NA	NA	NA	NA	Operates as a biopharmaceutical development and services company.
9/21/07	VIRxSYS Corporation / Intronn, Inc.	NA	NA	NA	NA	NA	An RNA trans-splicing company, engages in the design and construction of pre-trans-splicing molecules that trans-splice into a defined pre-messenger RNA targets.
	MEAN (Biotech)				10.4x	NA	
	MEDIAN (Biotech)				8.9x	NA	

PRODUCTS — DISTRIBUTION

9/13/07	AeroCare Holdings, Inc. / Arcadia Resources, Inc., Durable Medical Business in FL and CO	\$7.70	NA	NA	NA	NA	Offers medical equipment distribution services. The distribution center is located in the United States.
9/10/07	AeroCare Holdings, Inc. / Beacon Respiratory Services, Inc.	\$6.50	NA	NA	NA	NA	Provides home respiratory equipment. Additionally, the company markets and distributes pharmaceuticals.
8/28/07	Diploma plc (LSE:DPLM) / AMT Vantage Holdings Inc.	\$36.90	\$16.80	NA	2.2x	NA	Distributes specialty electrosurgery and endoscopy equipment to hospitals.
7/2/07	Dynatronics Corp. (NasdaqSC:DYNT) / Al Rice & Associates Inc.	NA	NA	NA	NA	NA	Provides therapy equipment and supplies.
7/2/07	Dynatronics Corp. (NasdaqSC:DYNT) / Cyman Therapy Products, Inc.	NA	NA	NA	NA	NA	Is a distributor of rehabilitation equipment and supplies to the healthcare, educational, and athletic industries.
7/2/07	Dynatronics Corp. (NasdaqSC:DYNT) / Rajala Therapy Sales Associates, Inc.	\$2.60	NA	NA	NA	NA	Operates as a clinical catalog in the United States.
7/2/07	Dynatronics Corp. (NasdaqSC:DYNT) / Responsive Providers, Inc.	NA	NA	NA	NA	NA	Offers new and pre-owned fitness and rehabilitation products.
7/2/07	Dynatronics Corp. (NasdaqSC:DYNT) / Therapy andHealth Care Products, Inc.	NA	NA	NA	NA	NA	Distributes health care equipment, clinic supplies, and nutritional supplements.

Date	Acquirer/ Target	Target Price	Target Revenue	Price/ EBITDA ²	Price/ Revenue	Target EBITDA ²	Description
7/2/07	Dynatronics Corp. (NasdaqSC:DYNT) / Theratech Inc.	NA	NA	NA	NA	NA	Operates as an equipment and supply dealer for physical medicine.
9/6/07	Fenway Partners Inc. / 1-800 Contacts Inc.	\$379.90	\$253.20	\$13.80	1.5x	27.5x	Engages in direct marketing of replacement contact lenses in the United States. It also manufactures, develops, and distributes its own branded and private label contact lenses in Singapore and the United Kingdom.
8/3/07	Harvard Drug Group, LLC / Letco Companies	NA	NA	NA	NA	NA	Engages in the wholesale supply of respiratory equipment and medications for pharmacies in the United States.
Announced	Henry Schein Inc. (NasdaqNM:HSIC) / Becker-Parkin Dental Supply Company, Inc., Full-service and Special Markets Business	NA	NA	NA	NA	NA	Distributes and markets customers consumable dental products and equipment.
6/29/07	Madison Dearborn Partners, LLC / VWR International Inc.	\$3,034.20	\$3,304.90	\$245.10	0.9x	12.4x	Distributes scientific supplies, chemicals, and equipments primarily in North America and Europe.
Announced	MedcoHealth Solutions Inc. (NYSE:MHS) / PolyMedica Corp. (NasdaqNM:PLMD)	\$1,530.50	\$711.90	\$98.60	2.2x	15.5x	Provides direct-to-consumer diabetes testing supplies and related products primarily to seniors in the United States.
Announced	PSS World Medical Inc. (NasdaqNM:PSSI) / Activus Healthcare Solutions, Inc.	\$15.20	\$22.00	NA	0.7x	NA	Distributes medical/surgical and pharmaceutical products to hospitals, clinics, physicians, pharmacies, and home care facilities.
7/2/07	ReAble Therapeutics Finance, LLC / Saunders Group, Inc.	\$40.00	NA	NA	NA	NA	Supplies rehabilitation products to physical therapists, chiropractors, athletes, athletic trainers, physicians, retail outlets, and patients with musculoskeletal pain.
7/23/07	Walgreen Co. (NYSE:WAG) / Familymeds Group, Inc., Majority of Pharmacy Assets	\$60.00	NA	NA	NA	NA	Provides pharmacy and drug distribution services.
Announced	Walgreens Home Care, Inc./ VNA Plus, Inc.	NA	NA	NA	NA	NA	Provides home infusion pharmacy products and services.
MEAN (Distribution)					1.5x	18.5x	
MEDIAN (Distribution)					1.5x	15.5x	
MEAN (PRODUCTS)					4.5x	19.7x	
MEDIAN (PRODUCTS)					3.2x	16.6x	

1) Source: Financial Information from SEC filings and other publicly-available sources

2) EBITDA: Earnings Before Interest, Taxes, Depreciation and Amortization

3) NA: Not Available

4) NM: Not Meaningful

ANALYSIS OF SELECTED PUBLICLY-TRADED HEALTHCARE COMPANIES¹ THIRD QUARTER (JULY 1–SEPTEMBER 30, 2007)

(\$ Millions Except Per Share Data)

Company Name (Ticker Symbol)	Stock Price	Stock Price 52 Wk High	Stock Price 52 Wk Low	Market Cap ²	TEV ³	LTM ⁴ Revenue	LTM ⁴ EBITDA ⁵	LTM ⁴ Diluted EPS Before Extra	TEV ³ / Revenue	TEV ³ / EBITDA ⁵	P/ Diluted EPS Before Extra
SERVICES — INSURANCE											
Aetna Inc. (NYSE:AET)	49.4	53.43	30.94	25,307.62	26,330.12	25,611.00	3,161.50	3.13	1.0x	8.3x	15.8x
AMERIGROUP Corp. (NYSE:AGP)	23.8	39.44	23.35	1,255.78	1,389.74	2,993.53	181.36	1.71	0.5x	7.7x	13.9x
Centene Corp. (NYSE:CNC)	21.42	26.95	13.25	934.21	823.67	2,513.63	117.49	-0.33	0.3x	7.0x	NM
CIGNA Corp. (NYSE:CI)	52.22	56.87	30.35	15,028.71	15,573.71	16,910.00	2,077.00	3.4	0.9x	7.5x	15.4x
Coventry Health Care Inc. (NYSE:CVH)	57.65	61.28	44.33	9,012.60	8,090.62	8,031.54	1,017.19	3.49	1.0x	8.0x	16.5x
Great-West Lifeco Inc. (TSX:GWO)	32.52	35.67	26.49	29,017.22	34,326.45	25,231.22	2,583.45	1.88	1.4x	13.3x	17.3x
Health Net Inc. (NYSE:HNT)	52.8	59.25	39.92	5,926.88	5,377.71	13,150.63	700.7	2.91	0.4x	7.7x	18.2x
HealthSpring Inc. (NYSE:HS)	19.06	25.33	16.66	1,092.14	618.2	1,358.65	151.11	1.51	0.5x	4.1x	12.7x
Humana Inc. (NYSE:HUM)	60.91	68.24	50.92	10,235.13	8,154.98	22,916.99	964.47	2.82	0.4x	8.5x	21.6x
Metropolitan Health Networks Inc. (AMEX:MDF)	1.79	3.4	1.63	89.99	76.65	241.55	0.97	0.01	0.3x	NM	NM
Molina Healthcare Inc. (NYSE:MOH)	30.52	41.25	28.72	861.43	471.46	2,114.52	107.55	1.66	0.2x	4.4x	18.4x
Sierra Health Services Inc. (NYSE:SIE)	41.58	47.5	30.61	2,306.03	2,299.44	1,775.28	191.59	1.77	1.3x	12.0x	23.4x
Unitedhealth Group, Inc. (NYSE:UNH)	51.14	57.1	45.12	68,530.11	63,525.11	73,008.00	7,967.00	3	0.9x	8.0x	17.0x
Universal American Financial Corp. (NasdaqNM:UHCO)	21.28	22.3	12.13	1,264.95	603.28	1,607.82	38.18	1.01	0.4x	15.8x	21.1x
WellCare Health Plans, Inc. (NYSE:WCG)	90.51	95	47.18	3,743.28	2,553.63	4,271.97	278.9	3.59	0.6x	9.2x	25.2x
WellPoint Inc. (NYSE:WLP)	79.83	86.25	70.15	48,988.08	52,692.58	58,193.70	6,001.10	4.99	0.9x	8.8x	16.0x
MEAN (Insurance)									0.7x	8.7x	18.0x
MEDIAN (Insurance)									0.5x	8.0x	17.2x

SERVICES — TECHNOLOGY											
Allscripts Healthcare Solutions Inc. (NasdaqNM:MDRX)	27.47	31.38	15.85	1,540.98	1,559.19	250.79	45.73	0.27	6.2x	NM	NM
AMICAS Inc. (NasdaqNM:AMCS)	3	3.63	2.5	134.32	60.33	47.9	0.4	-0.02	1.3x	NM	NM
Athenahealth, Inc. (NasdaqNM:ATHN)	33.77	38.74	26.63	1,067.13	1,141.00	86.9	3	-0.69	13.1x	NM	NM
Cerner Corp. (NasdaqNM:CERN)	59.91	60.43	32.5	4,762.79	4,680.62	1,422.67	326.26	1.43	3.3x	14.3x	41.9x
Computer Programs & Systems Inc. (NasdaqNM:CPSI)	26.79	42.38	25.8	289.36	268.73	112.38	24.49	1.33	2.4x	11.0x	20.1x
Eclipsys Corp. (NasdaqNM:ECLP)	23.75	22.46	13.71	1,269.11	1,134.56	439.68	64.57	0.27	2.6x	17.6x	NM
Emageon Inc. (NasdaqNM:EMAG)	8.7	16.91	7.71	185.6	164.86	123.85	15.12	-0.04	1.3x	10.9x	NM
Healthaxis Inc. (NasdaqSC:HAXS)	1.69	2.7	0.67	14.57	14.1	16.97	0.88	-0.02	0.8x	16.1x	NM
MediSolution Ltd. (TSX:MSH)	0.19	0.33	0.13	29.46	28.4	39.67	3.94	0	0.7x	7.2x	NM
Mediware Information Systems Inc. (NasdaqSC:MEDW)	6.47	10.44	6.94	52.74	29.96	39.9	9.06	0.29	0.8x	3.3x	22.2x

Company Name (Ticker Symbol)	Stock Price	Stock Price 52 Wk High	Stock Price 52 Wk Low	Market Cap ²	TEV ³	LTM ⁴ Revenue	LTM ⁴ EBITDA ³	Diluted EPS Before Extra	TEV ³ /Revenue	TEV ³ /EBITDA ³	P/ Diluted EPS Before Extra
Merge Technologies Inc. (NasdaqNM:MRGE)	4.33	13.31	3.62	139.42	102.25	74.52	-3.79	-7.81	1.4x	NM	NM
Misys plc (LSE:MSY)	4.51	5.28	3.62	2,170.03	2,494.15	1,882.93	207.18	0.11	1.3x	12.0x	39.7x
Omnicell Inc. (NasdaqNM:OMCL)	28.17	24.96	12.88	958.26	786.12	168.73	24.19	0.45	4.7x	NM	NM
Perot Systems Corp. (NYSE:PER)	17	18.7	12.99	2,089.48	2,197.48	2,346.00	256	0.66	0.9x	8.6x	25.8x
Quadramed Corp. (AMEX:QD)	2.9	3.57	1.66	127.96	168.88	125.48	21.83	0.19	1.3x	7.7x	15.0x
Sage Group plc (LSE:SGE)	5.08	5.68	4.12	6,630.26	7,694.01	2,077.84	569.91	0.23	3.7x	13.5x	22.6x
TriZetto Group Inc. (NasdaqNM:TZIX)	18.27	21.93	11.89	831.98	1,002.46	376.12	74.61	0.31	2.7x	13.4x	NM
Vital Images Inc. (NasdaqNM:VTAL)	19.87	36.67	18.8	340.19	174.39	75.54	16.39	0.5	2.3x	10.6x	40.1x
VISICU, Inc. (NasdaqNM:EICU)	7.81	21.45	6.57	258.28	128.51	32.32	9.8	0.22	4.0x	13.1x	35.1x
MEAN (Technology)									2.9x	11.4x	29.2x
MEDIAN (Technology)									2.3x	11.5x	25.8x

SERVICES — OUTSOURCING

Air Methods Corp. (NasdaqNM:AIRM)	47.48	37.82	16.56	564.63	639.56	327.93	48.8	1.49	2.0x	13.1x	32.0x
America Service Group Inc. (NasdaqNM:ASGR)	11	18.93	11	101.34	101.3	573.12	19.73	0.21	0.2x	5.1x	NM
American Dental Partners Inc. (NasdaqNM:ADPI)	27.64	29.5	14.06	353.24	390.95	229.31	39.14	0.94	1.7x	10.0x	29.4x
American Medical Alert Corp. (NasdaqSC:AMAC)	8.72	8.25	4.76	81.18	86.62	32.35	6.04	0.14	2.7x	14.3x	NM
AMN Healthcare Services Inc. (NYSE:AHS)	19.14	29.1	19.36	666.28	817.75	1,111.38	90.07	1.01	0.7x	9.1x	19.0x
BioScrip Inc. (NasdaqNM:BIOS)	6.47	5.65	2.39	249.97	291.84	1,149.08	-1.34	-1.03	0.3x	NM	NM
Compass Group plc (LSE:CPG)	6.16	7.69	4.84	11,888.75	14,732.20	21,131.15	1,550.89	0.33	0.7x	9.5x	18.6x
CorVel Corp. (NasdaqNM:CRVL)	23.58	49.39	14.21	327.57	320.72	274.58	41.83	1.3	1.2x	7.7x	18.1x
Covance Inc. (NYSE:CVD)	78.16	70.26	55.87	4,979.18	4,771.17	1,449.36	278.82	2.32	3.3x	17.1x	33.7x
Cross Country Healthcare Inc. (NasdaqNM:CCRN)	18.15	24.07	14.88	580.69	609.7	671.41	42.94	0.52	0.9x	14.2x	35.2x
Emergency Medical Services Corp. (NYSE:EMS)	29.25	41.89	11.57	1,215.01	1,670.65	1,988.40	200.32	1.13	0.8x	8.3x	25.8x
eResearchTechnology Inc. (NasdaqNM:ERES)	11.9	9.46	5.88	602.06	542.14	86.05	25.09	0.17	6.3x	21.6x	NM
Express Scripts Inc. (NasdaqNM:ESRX)	54.43	102.7	58.79	14,034.83	15,844.03	17,819.50	1,013.90	1.81	0.9x	15.6x	30.1x
First Consulting Group Inc. (NasdaqNM:FCGI)	10.33	14.45	7.85	279.58	202.57	277.67	28.31	0.75	0.7x	7.2x	13.8x
Flagship Global Health, Inc. (OTCBB:FGHH)	0.91	2.75	0.37	62.99	68.76	0.12	-8.42	-0.21	NM	NM	NM
Healthcare Services Group Inc. (NasdaqNM:HCSG)	21.01	30.91	19.05	890.17	816.72	533.39	42.09	0.94	1.5x	19.4x	22.3x
Healthextras Inc. (NasdaqNM:HLEX)	28.23	32	20.14	1,190.01	1,119.05	1,438.71	63.98	0.84	0.8x	17.5x	33.8x
Healthways Inc. (NasdaqNM:HWAY)	54.75	54.91	37.55	1,935.41	2,193.61	560.11	127.57	1.29	3.9x	17.2x	42.3x
HMS Holdings Corp. (NasdaqNM:HMSY)	24.95	22.99	10.03	588.35	594.03	103.8	25.57	0.27	5.7x	23.2x	NM
Hooper Holmes Inc. (AMEX:HH)	2.2	4.86	2.58	151	153.36	289.56	-0.44	-1.27	0.5x	NM	NM
Hythiam Inc. (NasdaqNM:HYTM)	6.85	10.48	4.71	305.32	287.64	12.11	-38.29	-0.99	NM	NM	NM
inVentiv Health, Inc. (NasdaqNM:VTIV)	43.37	40	26.49	1,398.73	1,575.23	814.52	108.45	1.62	1.9x	14.5x	26.8x
I-trax Inc. (AMEX:DMX)	4	4.69	2.39	163.72	171.08	127.61	6.12	-0.01	1.3x	28.0x	NM

Company Name (Ticker Symbol)	Stock Price	Stock Price 52 Wk High	Stock Price 52 Wk Low	Market Cap ²	TEV ³	LTM ⁴ Revenue	LTM ⁴ EBITDA ³	Diluted EPS Before Extra	TEV ³ /Revenue	TEV ³ /EBITDA ³	P/ Diluted EPS Before Extra
Kendle International Inc. (NasdaqNM:KNDL)	41.57	39.61	21.34	603.31	763.16	429.29	50.05	0.53	1.8x	15.2x	NM
Life Sciences Research Inc. (ARCA:LSR)	18.99	16.6	7.5	239.5	280.06	204.06	33.94	-0.94	1.4x	8.3x	NM
Magellan Health Services Inc. (NasdaqNM:MGLN)	40.42	49.44	39.67	1,599.23	1,363.95	1,776.68	220.08	2.18	0.8x	6.2x	18.5x
Matria Healthcare Inc. (NasdaqNM:MATR)	26.31	32.49	19.77	562.48	858.4	341.26	83.14	0.92	2.5x	10.3x	28.5x
MDS, Inc. (TSX:MDS)	21.59	21.44	17.56	2,646.09	2,725.42	1,056.45	49.24	-0.3	2.6x	NM	NM
MedcoHealth Solutions Inc. (NYSE:MHS)	90	80.9	47.08	24,369.93	25,405.93	43,139.80	1,900.90	2.89	0.6x	13.4x	31.1x
Medical Staffing Network Holdings Inc. (NYSE:MRN)	5.07	7.22	4.71	153.43	169.97	380.96	11.04	-0.75	0.4x	15.4x	NM
MedQuist Inc. (OTCPK:MEDQ)	11.28	14.5	8.2	422.82	247.41	353.01	88.85	-2.98	0.7x	2.8x	NM
National Medical Health Card Systems Inc. (NasdaqNM:NMHC)	9.9	17.76	8.8	54.63	133.21	744.49	17.21	-0.16	0.2x	7.7x	NM
National Research Corp. (NasdaqNM:NRCI)	26	27	20.49	180.08	183.96	46.5	14.25	0.9	4.0x	12.9x	28.9x
Omnicare Inc. (NYSE:OCR)	32.18	49.4	32.25	3,914.05	6,625.59	6,411.46	744.17	1.42	1.0x	8.9x	22.6x
Parexel International Corp. (NasdaqNM:PRXL)	41.84	42.6	26.76	1,156.37	1,092.76	878.38	85.9	1.26	1.2x	12.7x	33.1x
PDI Inc. (NasdaqNM:PDII)	9.99	15.69	9	141.53	24.95	194.9	-0.48	0.29	0.1x	NM	34.5x
Pediatrix Medical Group, Inc. (NYSE:PDX)	65.19	60.35	37.6	3,195.61	3,045.00	717.23	170.79	1.96	4.2x	17.8x	33.2x
Pharmaceutical Product Development Inc. (NasdaqNM:PPDI)	34.98	40.8	29.55	4,153.21	3,750.14	1,280.57	269.61	1.32	2.9x	13.9x	26.5x
PharmaNet Development Group, Inc. (NasdaqNM:PDGI)	30.06	33.49	16.75	568.04	670.42	411.2	46.32	0.48	1.6x	14.5x	NM
PRA International (NasdaqNM:PRAI)	29.4	32.22	18.82	725.78	687.72	357.82	48.49	0.95	1.9x	14.2x	30.9x
ProxyMed Inc. (NasdaqNM:PILL)	2.9	7.77	2.35	39.97	73.35	62.38	4.68	-2.06	1.2x	15.7x	NM
QMed Inc. (NasdaqSC:QMED)	2.61	5.5	2.8	44.49	35.44	13.04	-13.02	-0.76	2.7x	NM	NM
Rural/Metro Corp. (NasdaqSC:RURL)	3.16	8.98	5.68	77.99	356.94	463.44	57.7	0.1	0.8x	6.2x	32.2x
Sodexo Alliance SA (ENXTPA:SW)	69.02	80.42	48.84	10,774.03	12,265.53	17,274.83	1,094.30	3.02	0.7x	11.2x	22.9x
Streamline Health Solutions, Inc. (NasdaqSC:STRM)	2.96	6.3	3.54	27.37	26.86	15.8	1.72	-0.03	1.7x	15.6x	NM
MEAN (Outsourcing)									1.7x	13.0x	27.8x
MEDIAN (Outsourcing)									1.2x	13.6x	29.2x

SERVICES — INFORMATION

ADAM Inc. (NasdaqSC:ADAM)	7.61	7.9	5.09	72.82	88.33	20.57	5.47	0.22	4.3x	16.1x	34.2x
Health Grades Inc. (NasdaqNM:HGRD)	5.82	6.97	4	175.76	147.87	29.55	6.69	0.1	5.0x	22.1x	NM
Healthstream Inc. (NasdaqNM:HSTM)	2.97	4.75	2.5	66.24	66.94	32.36	4.07	0.08	2.1x	16.4x	35.4x
IMS Health Inc. (NYSE:RX)	30.76	32.15	25.82	5,997.34	7,059.34	2,022.78	626.79	1.39	3.5x	11.3x	22.2x
WebMD Health Corp. (NasdaqNM:WBMD)	52.71	58.53	33.93	3,011.79	2,771.53	276.79	51.03	0.14	NM	NM	NM
MEAN (Information)									3.7x	16.5x	30.6x
MEDIAN (Information)									3.9x	16.3x	34.2x
MEAN (SERVICES)									1.9x	12.0x	25.6x
MEDIAN (SERVICES)									1.3x	12.0x	24.3x

Company Name (Ticker Symbol)	Stock Price	Stock Price 52 Wk High	Stock Price 52 Wk Low	Market Cap ²	TEV ³	LTM ⁴ Revenue	LTM ⁴ EBITDA ³	Diluted EPS Before Extra	TEV ³ /Revenue	TEV ³ /EBITDA ³	P/ Diluted EPS Before Extra
PROVIDERS — LABS											
Bio-Reference Laboratories Inc. (NasdaqNM:BRLI)	32.74	28.61	19.47	448.51	473.04	217.7	26.84	0.92	2.2x	17.6x	35.4x
Charles River Laboratories International Inc. (NYSE:CRL)	56.33	54.04	33.73	3,825.20	4,199.16	1,095.44	303.04	1.95	3.8x	13.9x	28.9x
Laboratory Corp. of America Holdings (NYSE:LH)	76.94	81.88	61.59	9,025.06	10,135.26	3,711.00	1,022.10	3.46	2.7x	9.9x	22.2x
MEDTOX Scientific Inc. (NasdaqNM:MTOX)	21.6	31.63	7.85	180.21	181.81	72.48	12.61	0.61	2.5x	14.4x	35.7x
Psychemedics Corp. (Amex:PMD)	17.27	21.05	15.9	90.08	82.07	24.07	8.08	0.95	3.4x	10.2x	18.1x
Quest Diagnostics Inc. (NYSE:DGX)	58.13	64.69	47.98	11,227.34	15,017.19	6,241.76	1,365.03	2.92	2.4x	11.0x	19.9x
MEAN (Labs)									2.8x	12.8x	26.7x
MEDIAN (Labs)									2.6x	12.4x	25.6x

PROVIDERS — HOME HEALTH											
Amedisys Inc. (NasdaqNM:AMED)	38.97	38.54	25.8	1,016.88	940.84	567.54	86.8	1.89	1.7x	10.8x	20.6x
Almost Family Inc. (NasdaqNM:AFAM)	18.13	26.59	9.32	98.54	111.37	103.25	9.61	0.94	1.1x	11.6x	19.3x
Apria Healthcare Group Inc. (NYSE:AHG)	26.39	34.36	17.38	1,153.67	1,530.18	1,538.54	296.47	1.81	1.0x	5.2x	14.6x
Arcadia Resources Inc. (AMEX:KAD)	0.84	3.5	0.75	105.83	141.39	158.41	-10.03	-0.48	0.9x	NM	NM
Gentiva Health Services Inc. (NasdaqNM:GTIV)	19.6	22.29	15	547.9	841.41	1,162.89	91.07	0.83	0.7x	9.2x	23.7x
LHC Group, Inc. (NasdaqNM:LHCG)	21.81	33.14	18.7	392.67	386.43	238.81	42.32	1.36	1.6x	9.1x	16.1x
Lincare Holdings Inc. (NasdaqNM:LNCR)	36.8	41.91	31.95	3,124.36	3,582.26	1,454.66	480	2.27	2.5x	7.5x	16.2x
MEAN (Home Health)									1.3x	8.9x	18.4x
MEDIAN (Home Health)									1.1x	9.2x	17.8x

PROVIDERS — NON-ACUTE											
Alliance Imaging Inc. (NYSE:AIQ)	8.98	9.38	5.35	457.02	956.81	449.84	168.9	0.4	2.1x	5.7x	22.4x
Allied Healthcare International Inc. (NasdaqNM:AHCI)	2.39	3.75	1.45	107.45	161.88	294.05	20.86	-2.8	0.6x	7.8x	NM
AmSurg Corp. (NasdaqNM:AMSG)	22.95	26.28	19.68	707.89	884.92	479.6	191.85	1.3	1.8x	4.6x	17.6x
DaVita Inc. (NYSE:DVA)	61.5	59.5	48.01	6,500.55	9,923.37	4,995.64	977.55	2.9	2.0x	10.2x	21.2x
Dialysis Corp. of America (NasdaqNM:DCAI)	9.73	14.72	8.61	93.16	107.13	65.75	8.41	0.3	1.6x	12.7x	32.0x
Emeritus Corp. (AMEX:ESC)	29.15	36.7	16.47	1,130.32	2,059.43	431.18	69.31	-1.6	4.8x	29.7x	NM
Hanger Orthopedic Group Inc. (NYSE:HGR)	11.27	12.4	6.3	254.51	681.26	602.17	83.05	-0.09	1.1x	8.2x	NM
HEALTHSOUTH Corp. (NYSE:HLS)	17.52	27	17.15	1,380.23	4,257.13	3,007.10	362.5	-2.55	1.4x	11.7x	NM
LCA-Vision Inc. (NasdaqNM:LCAV)	28.98	52.08	29.9	581.8	470.12	250.84	56.85	1.43	1.9x	8.3x	20.3x
Radiation Therapy Services Inc. (NasdaqNM:RTSX)	20.58	34.94	24.99	483.88	698.9	317.86	81.31	1.29	2.2x	8.6x	16.0x
RadNet, Inc. (NasdaqNM:RDNT)	8.53	10.57	4.38	295.74	680.82	258.85	47.74	-0.73	2.6x	14.3x	NM
Rehabcare Group Inc. (NYSE:RHB)	17.9	18.99	11.63	312.87	410.16	677.09	42.17	0.57	0.6x	9.7x	31.6x
Res-Care Inc. (NasdaqNM:RSCR)	23.2	21.95	16.59	667.63	923.74	1,328.30	103.21	1.31	0.7x	9.0x	17.8x

Company Name (Ticker Symbol)	Stock Price	Stock Price 52 Wk High	Stock Price 52 Wk Low	Market Cap ²	TEV ³	LTM ⁴ Revenue	LTM ⁴ EBITDA ³	LTM ⁴ Diluted EPS Before Extra	TEV ³ /Revenue	TEV ³ /EBITDA ³	P/ Diluted EPS Before Extra
TLC Vision Corp. (NasdaqNM:TLCV)	3.25	6.1	3.82	161.68	270.77	287.44	37.73	0.18	0.9x	7.2x	18.4x
US Physical Therapy Inc. (NasdaqNM:USPH)	14.85	16.26	10.99	172.3	163.48	136.31	24.28	0.72	1.2x	6.7x	20.7x
VistaCare Inc. (NasdaqNM:VSTA)	6.66	14.73	8.13	112.25	83.13	240.39	-1.56	-0.84	0.3x	NM	NM
MEAN (Non-Acute)									1.6x	10.3x	21.8x
MEDIAN (Non-Acute)									1.5x	8.6x	20.5x

PROVIDERS — LONG-TERM CARE

Advocat Inc. (NasdaqSC:AVCA)	10.83	21.03	10.73	63.65	89.9	218.71	20.47	2.55	0.4x	4.4x	4.3x
Assisted Living Concepts Inc. (NYSE:ALC)	9.22	13.18	7.44	636.19	684.76	231.89	53.06	0.17	3.0x	12.9x	NM
Brookdale Senior Living Inc. (NYSE:BKD)	39.54	54.25	39.8	4,015.01	6,083.80	1,534.56	229.15	-1.38	4.0x	26.5x	NM
Capital Senior Living Corp. (NYSE:CSU)	8.67	12.22	8.5	230.15	405.14	168.74	24.85	-0.03	2.4x	16.3x	NM
Five Star Quality Care Inc. (AMEX:FVE)	8.25	12.46	7.28	261.56	322.88	874.97	25.87	-3.43	0.4x	12.5x	NM
Manor Care Inc. (NYSE:HCR)	64.4	68.86	45.1	4,719.36	5,583.50	3,702.96	480	2.23	1.5x	11.6x	28.9x
National Healthcare Corp. (AMEX:NHC)	52.82	59	39.22	662.26	538.12	551.12	48.52	2.97	1.0x	11.1x	17.8x
Odyssey Healthcare Inc. (NasdaqNM:ODSY)	9.68	18.25	11.85	317.6	258.24	410.59	36.95	0.54	0.6x	7.0x	18.0x
Skilled Healthcare Group Inc. (NYSE:SKH)	16.01	16.57	14.67	590.73	996.95	551.13	91.56	0.68	1.8x	10.9x	23.4x
Sun Healthcare Group Inc. (NasdaqNM:SUNH)	16.65	15.2	7.69	716.87	1,354.97	1,062.45	59.03	0.52	1.3x	23.0x	32.0x
Sunrise Senior Living Inc. (NYSE:SRZ)	35.44	41.5	24.4	1,784.40	1,760.95	1,819.48	194.66	1.67	1.0x	9.0x	21.2x
MEAN (Long-Term Care)									1.6x	13.2x	20.8x
MEDIAN (Long-Term Care)									1.3x	11.6x	21.2x

PROVIDERS — ACUTE

Community Health Systems, Inc. (NYSE:CYH)	30.84	41.72	31	2,957.07	4,935.71	4,543.01	606.52	1.77	1.1x	8.1x	17.4x
Health Management Associates Inc. (NYSE:HMA)	6.95	21.85	9.9	1,685.13	5,381.14	4,190.64	550.63	0.67	1.3x	9.8x	10.4x
Kindred Healthcare Inc. (NYSE:KND)	18.46	36.67	23.78	754.72	765.35	4,380.11	231.51	1.6	0.2x	3.3x	11.5x
Lifepoint Hospitals Inc. (NasdaqNM:LPNT)	30.28	40.8	30.89	1,757.84	3,286.14	2,522.40	495.3	2.59	1.3x	6.6x	11.7x
MedCath Corp. (NasdaqNM:MDTH)	28.24	34.61	19.64	600.66	697.92	727.53	110.66	0.79	1.0x	6.3x	35.8x
NovaMed Inc. (NasdaqNM:NOVA)	4.46	8.74	5.43	108.75	224.13	115.9	31.6	0.23	1.9x	7.1x	19.1x
Tenet Healthcare Corp. (NYSE:THC)	3.42	8.69	5.77	1,620.61	5,692.61	8,770.00	705	-1.65	0.6x	8.1x	NM
Universal Health Services Inc. (NYSE:UHS)	53.09	63.4	50.55	2,861.75	4,002.93	4,354.61	513.41	4.64	0.9x	7.8x	11.4x
MEAN (Acute)									1.0x	7.1x	16.8x
MEDIAN (Acute)									1.0x	7.4x	11.7x

MEAN (PROVIDERS)									1.6x	10.6x	20.9x
MEDIAN (PROVIDERS)									1.4x	9.5x	19.6x

Company Name (Ticker Symbol)	Stock Price	Stock Price 52 Wk High	Stock Price 52 Wk Low	Market Cap ²	TEV ³	LTM ⁴ Revenue	LTM ⁴ EBITDA ³	Diluted EPS Before Extra	TEV ³ /Revenue	TEV ³ /EBITDA ³	P/ Diluted EPS Before Extra	
PRODUCTS — CLINICAL DEVICES												
Abiomed Inc. (NasdaqNM:ABMD)	12.19	16.19	9.95	395.81	333.08	50.65	-18.5	-1.03	6.6x	NM	NM	
Accuray Incorporated (NasdaqNM:ARAY)	17.64	31.09	19.66	949.95	745.12	117.86	0.45	-0.69	6.3x	NM	NM	
Adaltis Inc. (TSX:ADS)	1.66	2.91	1.38	116.08	126.63	52.12	-18.76	-0.51	2.4x	NM	NM	
Advanced Medical Optics Inc. (NYSE:EYE)	30.71	52.9	32.47	1,857.34	3,382.10	1,010.94	243.1	1.41	3.3x	13.9x	21.8x	
Affymetrix Inc. (NasdaqNM:AFFX)	25.83	31.95	17.5	1,780.36	1,668.33	349.36	40.22	-0.3	4.8x	NM	NM	
Align Technology Inc. (NasdaqNM:ALGN)	25.88	25.78	5.62	1,758.24	1,679.09	221.21	7.85	-0.36	7.6x	NM	NM	
Alphatec Holdings, Inc. (NasdaqNM:ATEC)	3.46	6.75	2.77	127.38	129.3	75.53	1.33	-0.65	1.7x	NM	NM	
American Medical Systems Holdings Inc. (NasdaqNM:AMMD)	17	21.99	16.49	1,224.05	1,879.93	393.08	114.63	-0.72	4.8x	16.4x	NM	
AngioDynamics Inc. (NasdaqNM:ANGO)	19.24	27.08	15.2	461.43	407.36	94.96	14.18	-0.64	4.3x	28.7x	NM	
Artes Medical, Inc. (NasdaqNM:ARTE)	3.98	10.5	6.46	65.57	43.63	1.44	-17.65	-4.44	NM	NM	NM	
Arthrocare Corp. (NasdaqNM:ARTC)	57.35	48.4	33.89	1,575.06	1,534.00	274.26	76.1	1.12	5.6x	20.2x	NM	
Aspect Medical Systems, Inc. (NasdaqNM:ASPM)	13.53	21.35	14	229.94	225.95	93.57	13.75	1.54	2.4x	16.4x	8.8x	
AtriCure, Inc. (NasdaqNM:ATRC)	10.54	13.5	4.91	148.85	121	40.36	-12.73	-1.22	3.0x	NM	NM	
Baxter International Inc. (NYSE:BAX)	56.16	58.29	36.39	36,208.04	36,439.04	10,644.00	2,624.00	2.31	3.4x	13.9x	24.4x	
Biolase Technology Inc. (NasdaqNM:BLTI)	6.86	10.5	4.87	163.86	151.89	67.88	-0.59	-0.17	2.2x	NM	NM	
Boston Scientific Corp. (NYSE:BSX)	13.92	18.69	13.88	20,734.58	28,124.58	8,287.00	2,458.00	-2.63	3.4x	11.4x	NM	
Bovie Medical Corp. (Amex:BVX)	6.97	10.14	5.3	108.23	105.73	27.37	2.9	0.15	3.9x	NM	46.6x	
Bruker BioSciences Corp. (NasdaqNM:BRKR)	9.16	11.56	5.28	965.59	956.62	451.49	53.17	0.18	2.1x	18.0x	49.6x	
BSD Medical Corp. (Amex:BSM)	6.1	9.25	4.4	129.83	109.06	3.26	-5.36	0.06	NM	NM	NM	
Cambridge Heart Inc. (OTCBB:CAMH)	3.57	4.6	1.95	230.55	226.73	8.61	-3.42	-0.11	NM	NM	NM	
Candela Corp. (NasdaqNM:CLZR)	8.6	16.7	9.38	199	160.07	150.92	10.94	0.39	1.1x	14.6x	21.8x	
Cepheid (NasdaqNM:CPHD)	22.82	15.34	6.5	1,263.02	1,217.66	92.74	-14.45	-0.46	NM	NM	NM	
Clariant, Inc. (NasdaqSC:CLRT)	2.07	2.65	0.7	148.46	159.26	36.95	-8.95	-0.23	4.3x	NM	NM	
Clinical Data Inc. (NasdaqNM:CLDA)	35.72	24.28	11.45	487.9	479.08	63.73	-9.95	-2.96	7.5x	NM	NM	
Conceptus, Inc. (NasdaqNM:CPTS)	19.03	23.69	11.35	562.2	552.84	47.72	-10.66	-0.58	NM	NM	NM	
CONMED Corp. (NasdaqNM:CNMD)	28.15	32.02	19	804.72	1,041.87	659.36	88.59	-0.18	1.6x	11.8x	NM	
CPC of America Inc. (OTCBB:CPCF)	13.07	35.95	9	113.33	123.92	NA	-2.76	-0.42	NA	NM	NM	
CR Bard Inc. (NYSE:BCR)	88.23	86.17	67.36	9,119.36	8,645.46	2,047.80	549.72	2.74	4.2x	15.7x	32.3x	
CryoLife Inc. (NYSE:CRY)	8.63	15.2	5.35	237.17	231.69	86.39	8.48	0.1	2.7x	27.3x	NM	
Cyberonics Inc. (NasdaqNM:CYBX)	13.93	27.55	14.7	375.04	421.23	130.97	-24.72	-2.01	3.2x	NM	NM	
Cynosure, Inc. (NasdaqNM:CYNO)	38.88	39.18	11.38	476.91	406.86	87.34	4.24	0.08	4.7x	NM	NM	
CytoCore, Inc. (OTCBB:CYCR)	0.34	0.75	0.16	118.21	117.48	0.09	-3.05	-0.03	NM	NM	NM	
CYTYC Corp. (NasdaqNM:CYTC)	46.47	44.98	22.79	5,421.98	5,693.90	636.59	276.09	0.52	8.9x	20.6x	NM	
Dade Behring Holdings Inc. (NasdaqNM:DADE)	76.36	55.23	35.13	6,117.95	6,666.65	1,782.70	407.4	1.46	3.7x	16.4x	NM	
Datascope Corp. (NasdaqNM:DSCP)	33.88	39.68	29.23	520.09	480.63	379.5	54.37	1.42	1.3x	8.8x	23.9x	

Company Name (Ticker Symbol)	Stock Price	Stock Price 52 Wk High	Stock Price 52 Wk Low	Market Cap ²	TEV ³	LTM ⁴ Revenue	LTM ⁴ EBITDA ³	Diluted EPS Before Extra	TEV ³ /Revenue	TEV ³ /EBITDA ³	P/ Diluted EPS Before Extra
Delcath Systems Inc. (NasdaqSC:DCTH)	3.46	5.95	2.77	87.25	80.28	NA	-12.26	-0.54	NA	NM	NM
DexCom, Inc. (NasdaqNM:DXCM)	9.7	14.4	6.17	275.8	254.69	3.17	-40.87	-1.67	NM	NM	NM
DJO Incorporated (NYSE:DJO)	49.01	45.5	31.07	1,158.74	1,456.91	445.39	100.77	0.45	3.3x	14.5x	NM
Edwards Lifesciences Corp. (NYSE:EW)	49.37	52.95	41.55	2,827.77	2,870.47	1,044.40	259.4	1.91	2.7x	11.1x	25.8x
Endologix Inc. (NasdaqNM:ELGX)	3.98	4.75	3.15	170.63	158.34	18.25	-14.56	-0.43	8.7x	NM	NM
ev3, Inc. (NasdaqNM:EVVV)	16.29	21.54	14.47	994.19	939.92	221.7	-10.29	-0.66	4.2x	NM	NM
Exactech Inc. (NasdaqNM:EXAC)	15.97	16.85	12.1	184.95	203.15	106.61	20.87	0.69	1.9x	9.7x	23.2x
E-Z-EM Inc. (NasdaqNM:EZEM)	16.28	18.74	11.62	178.7	134.5	139.26	12.55	0.82	1.0x	10.7x	19.9x
Foxhollow Technologies Inc. (NasdaqNM:FOXH)	26.22	38.85	19.02	778.63	608.97	195.66	3.56	0.06	3.1x	NM	NM
Fresenius AG (DB:FRE)	76.35	87.19	52.44	11,815.50	23,529.73	14,941.40	2,605.91	3.09	1.6x	9.0x	24.7x
Gen-Probe Inc. (NasdaqNM:GPRO)	67.13	61.15	44.32	3,561.25	3,218.21	369.56	146.91	1.25	8.7x	21.9x	NM
Hansen Medical, Inc. (NasdaqNM:HNSN)	27.15	26.69	10.02	589.92	520.45	NA	-25.8	-3.4	NA	NM	NM
HealthTronics Inc. (NasdaqNM:HTRN)	5.11	7.46	4.22	181.02	206.28	138.54	55.33	-0.49	1.5x	3.7x	NM
Hologic Inc. (NasdaqNM:HOLX)	58.9	63.18	38.07	3,177.54	3,093.34	618.04	134.34	0.92	5.0x	23.0x	NM
I-Flow Corp. (NasdaqNM:IFLO)	18.48	18.33	10.1	450.76	421.8	97.99	-1.78	0.43	4.3x	NM	43.4x
Illumina Inc. (NasdaqNM:ILMN)	52.87	45.87	27.02	2,852.50	2,909.28	227.63	77.53	-5.43	NM	NM	NM
Imaging Dynamics Co. Ltd. (TSX:IDL)	1.57	3.9	0.96	93.09	93.12	31.8	-5.92	-0.24	2.9x	NM	NM
Integra LifeSciences Holdings Corp. (NasdaqNM:IART)	49.02	52.85	34.56	1,287.02	1,616.15	465.19	110.9	0.98	3.5x	14.6x	49.9x
Intuitive Surgical Inc. (NasdaqNM:ISRG)	231	149.3	86.2	8,722.33	8,416.44	409.65	159.22	2.13	NM	NM	NM
Kensley Nash Corp. (NasdaqNM:KNSY)	26.54	33.69	22.26	317.05	290.72	70.88	21.72	0.64	4.1x	13.4x	41.3x
Kinetic Concepts Inc. (NYSE:KCI)	56.97	56.23	22.5	4,076.03	4,066.25	1,421.21	428.77	2.78	2.9x	9.5x	20.5x
Kyphon Inc. (NasdaqNM:KYPH)	69.98	53.98	29.95	3,228.04	3,577.44	444.5	111.17	0.19	8.0x	NM	NM
LeMaitre Vascular, Inc. (NasdaqNM:LMAT)	6.75	7.2	5.1	103.98	76.05	35.94	0.2	-0.2	2.1x	NM	NM
LifeCell Corp. (NasdaqNM:LIFC)	38	33.39	20.94	1,290.21	1,209.21	153.98	49.15	0.67	7.9x	24.6x	NM
Lifecore Biomedical Inc. (NasdaqNM:LCBM)	12.9	20.14	13	173.69	139.38	68.12	13.92	0.53	2.0x	10.0x	24.5x
Masimo Corporation (NasdaqNM:MASI)	25.66	27.08	18.7	1,401.65	1,495.93	241.89	77.06	0.65	6.2x	19.4x	39.3x
Medtronic Inc. (NYSE:MDT)	57.04	54.86	42.37	64,690.38	67,916.38	12,299.00	4,515.00	2.41	5.5x	15.0x	23.7x
Mentor Corp. (NYSE:MNT)	46.33	54.4	38.08	1,566.14	1,424.98	301.97	90.06	1.24	4.7x	15.8x	37.4x
Meridian Bioscience Inc. (NasdaqNM:VIVO)	30.67	22.47	12.83	1,220.51	1,174.51	116.05	36.32	0.52	NM	NM	NM
Micrus Endovascular Corp. (NasdaqNM:MEND)	17.94	25.45	11.11	275.33	246.77	58.8	-3.18	-0.38	4.2x	NM	NM
Minrad International Inc. (Amex:BUF)	4.76	6.65	3.4	228.04	232.66	16.14	-9.32	-0.24	NM	NM	NM
National Dentex Corp. (NasdaqNM:NADX)	16.01	23.25	13.01	88.74	123.57	156.66	17.52	1.03	0.8x	7.1x	15.6x
Natus Medical Inc. (NasdaqNM:BABY)	15.97	18.99	10.65	345.59	327.24	97.58	18.37	0.26	3.4x	17.8x	NM
NeuroMetrix Inc. (NasdaqNM:NURO)	8.26	34	8.42	104.28	67.23	55.18	4.27	0.23	1.2x	15.7x	36.3x
NMT Medical Inc. (NasdaqNM:NMTI)	8	16.76	9.75	103.52	67.7	28.05	-7.63	-0.57	2.4x	NM	NM
Nobel Biocare Holding AG (VIRTX:NOBE)	270.14	379.69	233.67	6,642.93	6,589.33	832.2	304.5	8.79	7.9x	21.6x	30.7x

Company Name (Ticker Symbol)	Stock Price	Stock Price 52 Wk High	Stock Price 52 Wk Low	Market Cap ²	TEV ³	LTM ⁴ Revenue	LTM ⁴ EBITDA ³	Diluted EPS Before Extra	TEV ⁵ / Revenue	TEV ⁵ / EBITDA ⁷	P/ Diluted EPS Before Extra
Northstar Neuroscience, Inc. (NasdaqNM:NSTR)	11.12	17.5	10.78	287.49	222.38	NA	-26.5	-1.18	NA	NM	NM
Noveko International Inc. (CDNX:EKO)	5.99	4.92	0.47	258.51	272.93	10.92	-1.16	-0.08	NM	NM	NM
NuVasive, Inc. (NasdaqNM:NUVA)	36.81	28.76	15.21	1,283.97	1,195.29	111.63	-8.06	-1.31	NM	NM	NM
Nxstage Medical, Inc. (NasdaqNM:NXTM)	14.26	14.43	6.86	428.4	381.45	25.79	-37.46	-1.58	NM	NM	NM
Orthofix International NV (NasdaqNM:OFIX)	48.44	53.43	38.24	805.27	1,107.93	401.28	80.65	-0.55	2.8x	13.7x	NM
Ossur Hf. (ICSE:OSSR)	1.64	2.16	1.69	632.28	1,004.55	272.48	46.59	0	3.7x	21.6x	NM
Osteotech Inc. (NasdaqNM:OSTE)	7.46	8.44	3.4	131.15	126.97	99.38	9.01	0.04	1.3x	14.1x	NM
Palomar Medical Technologies Inc. (NasdaqNM:PMTI)	29	58.1	32.67	533.02	412.01	135.61	56.43	2.62	3.0x	7.3x	11.1x
Quidel Corp. (NasdaqNM:QDEL)	19.56	18.58	7.46	635.7	606.92	112.9	30.11	0.6	5.4x	20.2x	32.7x
ResMed Inc. (NYSE:RMD)	42.89	56.16	38.19	3,438.62	3,276.88	696.2	154.69	0.79	4.7x	21.2x	NM
Response Biomedical Corp. (CDNX:RBM)	1.03	1.28	0.45	99.52	97.51	4.14	-8.18	-0.08	NM	NM	NM
Respironics Inc. (NasdaqNM:RESP)	48.45	44.7	33.04	3,574.16	3,312.06	1,143.38	235.62	1.56	2.9x	14.1x	31.1x
SenoRx, Inc. (NasdaqNM:SENO)	8.15	11.1	7.38	139.3	108.44	27.37	-8.29	-1.6	4.0x	NM	NM
Sirona Dental Systems Inc. (NasdaqNM:SIRO)	35.68	44.2	22.42	1,953.69	2,430.57	577.85	131.09	-0.09	4.2x	18.5x	NM
Smith & Nephew plc (LSE:SN.)	12.19	13.56	8.15	11,067.45	11,987.78	2,880.00	768	0.42	4.2x	15.6x	28.8x
Somanetics Corp. (NasdaqNM:SMTS)	18.76	24.75	15.07	247.24	194.11	32.7	8.84	0.78	5.9x	22.0x	23.9x
SonoSite Inc. (NasdaqNM:SONO)	30.49	38.8	26.56	507.78	408.21	177.01	6.3	0.41	2.3x	NM	NM
Sonova Holding AG (SWX:SOON)	100.09	103.86	62.64	6,713.83	6,462.82	886.39	252.5	2.97	7.3x	25.6x	33.7x
Spacelabs Healthcare, Inc. (AIM:SLAB)	1.63	2.73	1.38	111	153.31	219.23	10.86	-0.01	0.7x	14.1x	NM
The Spectranetics Corporation (NasdaqNM:SPNC)	13.59	13.56	9.14	425.71	395.16	67.24	3.26	-0.03	5.9x	NM	NM
St. Jude Medical Inc. (NYSE:STJ)	44.04	44.91	31.5	15,029.57	16,578.18	3,405.01	1,040.51	1.52	4.9x	15.9x	29.0x
STAAR Surgical Co. (NasdaqNM:STAA)	2.91	8.64	3.77	85.5	71.62	57.73	-9.33	-0.6	1.2x	NM	NM
Stereotaxis Inc. (NasdaqNM:STXS)	13.73	13.83	8.14	507.56	477.21	34.62	-37.49	-1.23	NM	NM	NM
Stryker Corp. (NYSE:SYK)	68.88	70.26	39.77	28,235.77	26,472.97	5,574.00	1,520.50	2.12	4.7x	17.4x	32.6x
Symmetry Medical, Inc. (NYSE:SMA)	16.9	18.62	10.82	598.85	667.17	251.48	49.05	0.55	2.7x	13.6x	30.5x
Synovis Life Technologies Inc. (NasdaqNM:SYNO)	22.19	14.99	6.88	272.74	222.97	58.44	3.09	0.05	3.8x	NM	NM
Thermogenesis Corp. (NasdaqSC:KOOL)	2.19	5.06	2.33	121.99	88.63	16.79	-6.33	-0.1	5.3x	NM	NM
Thoratec Corp. (NasdaqNM:THOR)	20.9	21.74	11.56	1,122.66	1,065.13	222.69	31.2	0.09	4.8x	NM	NM
TLC Vision Corp. (NasdaqNM:TLCV)	3.25	6.1	3.82	161.68	270.77	287.44	37.73	0.18	0.9x	7.2x	18.4x
TomoTherapy Incorporated (NasdaqNM:TTPY)	22.98	24.73	19.51	1,128.27	938.95	179.8	19.03	-3	5.2x	NM	NM
Utah Medical Products Inc. (NasdaqNM:UTMD)	31.53	34.96	28.25	123.57	106.97	28.77	11.79	2	3.7x	9.1x	15.7x
Varian Medical Systems Inc. (NYSE:VAR)	40.64	56	39.45	5,119.79	4,976.41	1,680.27	400.5	1.93	3.0x	12.4x	21.1x
Volcano Corporation (NasdaqNM:VOLC)	16.15	23.1	7.95	624.46	529.16	112.76	11.33	-0.02	4.7x	NM	NM
Winner Medical Group Inc. (OTCBB:WMDG)	1.75	7	2.25	78.18	84.1	62.59	9.11	0.12	1.3x	9.2x	14.2x
Wright Medical Group Inc. (NasdaqNM:WMGI)	26.96	25.79	20.2	968.03	914.77	346.97	66.87	0.43	2.6x	13.7x	NM

Company Name (Ticker Symbol)	Stock Price	Stock Price 52 Wk High	Stock Price 52 Wk Low	Market Cap ²	TEV ³	LTM ⁴ Revenue	LTM ⁴ EBITDA ³	Diluted EPS Before Extra	TEV ³ /Revenue	TEV ³ /EBITDA ³	P/ Diluted EPS Before Extra
Zimmer Holdings Inc. (NYSE:ZMH)	82.21	94.38	52.2	19,416.36	19,155.46	3,585.20	1,481.70	3.55	5.3x	12.9x	23.1x
ZOLL Medical Corp. (NasdaqNM:ZOLL)	25.75	37.77	16.44	526.41	463.49	269.51	31.36	0.67	1.7x	14.8x	38.3x
MEAN (Clinical)									3.9x	15.4x	28.1x
MEDIAN (Clinical)									3.7x	14.6x	25.2x

PRODUCTS — NON-CLINICAL DEVICES

Abaxis Inc. (NasdaqNM:ABAX)	22.19	27	16.94	476.13	426.66	86.22	17.86	0.46	4.9x	23.9x	48.1x
Beckman Coulter Inc. (NYSE:BEC)	73.96	68.2	50.54	4,633.08	5,517.88	2,573.10	477.3	2.56	2.1x	11.6x	28.9x
Caliper Life Sciences, Inc. (NasdaqNM:CALP)	5.84	6.43	3.96	278.62	275.08	114.01	-9.78	-0.81	2.4x	NM	NM
Cerus Corp. (NasdaqNM:CERS)	8.76	8.89	5.11	278.57	213.69	33.28	-11.21	-0.37	6.4x	NM	NM
Cutera Inc. (NasdaqNM:CUTR)	26.31	38.8	19.2	350.53	235.11	103.19	23.46	0.19	2.3x	10.0x	NM
Geringe AB (OM:GETI B)	24.15	24.85	17.34	4,875.54	6,628.07	1,927.23	309.63	0.9	3.4x	21.4x	26.8x
Haemonetics Corp. (NYSE:HAE)	49.21	53.97	40.66	1,295.55	1,104.62	449.61	107.39	1.78	2.5x	10.3x	27.7x
Hillenbrand Industries Inc. (NYSE:HB)	54.57	69.45	47.92	3,379.96	3,588.96	1,989.20	443	3.64	1.8x	8.1x	15.0x
IDEXX Laboratories Inc. (NasdaqNM:IDXX)	110.9	96.9	72.45	3,392.65	3,433.60	782.11	166.31	2.95	4.4x	20.6x	37.6x
Invacare Corp. (NYSE:IVC)	24.09	25.72	17.24	770.11	1,305.17	1,511.24	83.7	-10.7	0.9x	15.6x	NM
Steris Corp. (NYSE:STE)	27.66	31.71	21.83	1,792.84	1,845.45	1,197.41	214.44	1.23	1.5x	8.6x	22.4x
Thermage, Inc. (NasdaqNM:THRM)	7.11	11.01	5.54	166.03	117.38	57.04	2.22	-0.1	2.1x	NM	NM
Thermo Fisher Scientific, Inc. (NYSE:TMO)	57.82	55.25	34.5	24,664.86	25,893.46	5,445.52	990.8	0.97	4.8x	26.1x	NM
TSO3 Inc. (TSX:TOS)	2.22	2.98	1.75	106.44	80.59	0.84	-6.5	-0.18	NM	NM	NM
MEAN (Non-Clinical)									3.0x	15.6x	29.5x
MEDIAN (Non-Clinical)									2.4x	13.6x	27.7x

PRODUCTS — DISPOSABLES

Arrow International Inc. (NasdaqNM:ARRO)	45.47	40.5	29.7	2,091.94	1,983.48	508	127.35	1.34	3.9x	15.6x	33.9x
ATRION Corp. (NasdaqNM:ATRI)	123	104	67.01	233.7	238.12	84.55	21.17	5.93	2.8x	11.2x	20.7x
Becton Dickinson & Co. (NYSE:BDX)	82.05	81.08	58.44	19,970.07	20,552.47	6,094.22	1,726.30	2.88	3.4x	11.9x	28.5x
CRH Medical Corporation (CDNX:CRM)	2.16	3.17	1.16	89.44	84.62	0.44	-4.09	-0.1	NM	NM	NM
ICU Medical Inc. (NasdaqNM:ICUI)	39.14	48.51	36.23	565.93	455.65	201.67	44.42	1.86	2.3x	10.3x	21.0x
Medical Action Industries Inc. (NasdaqNM:MDCI)	24.36	25.61	13.87	386.69	444.07	217.33	27.63	0.8	2.0x	16.1x	30.3x
Merit Medical Systems Inc. (NasdaqNM:MMSI)	13.27	16.79	11.25	362.59	353.31	196.66	30.5	0.45	1.8x	11.6x	29.3x
Micrus Endovascular Corp. (NasdaqNM:MEND)	17.94	25.45	11.11	275.33	246.77	58.8	-3.18	-0.38	4.2x	NM	NM
Nipro Corp. (TSE:8086)	19.76	21.24	15.68	1,255.59	2,200.97	1,827.67	216.23	0.69	1.2x	10.2x	28.8x
Rochester Medical Corp. (NasdaqNM:ROCM)	18.35	29.76	6.85	214.13	183.9	28.04	4.81	2.86	6.6x	NM	6.4x
Terumo Corp. (TSE:4543)	50.5	40.68	29.47	10,648.93	10,267.61	2,256.32	586.66	1.53	4.6x	17.5x	33.0x
Vascular Solutions Inc. (NasdaqNM:VASC)	8.07	11.37	7.01	124.9	121.88	45.51	1.47	-0.43	2.7x	NM	NM
Vital Signs Inc. (NasdaqNM:VITL)	52.46	60.49	47.33	696.3	566.58	209.68	55.04	2.48	2.7x	10.3x	21.1x

Company Name (Ticker Symbol)	Stock Price	Stock Price 52 Wk High	Stock Price 52 Wk Low	Market Cap ²	TEV ³	LTM ⁴ Revenue	LTM ⁴ EBITDA ⁵	Diluted EPS Before Extra	TEV ⁶ /Revenue	TEV ⁶ /EBITDA ⁷	P/ Diluted EPS Before Extra
Vnus Medical Technologies Inc. (NasdaqNM:VNUS)	15.67	15.54	5.93	241.66	177.29	53.98	-7.91	-0.58	3.3x	NM	NM
Vyteris Inc. (OTCBB:VYHN)	2.03	3.12	0.11	180.26	196.73	2.9	-12.06	-0.69	NM	NM	NM
MEAN (Disposables)									3.2x	12.7x	25.3x
MEDIAN (Disposables)									2.8x	11.6x	28.7x

PRODUCTS — COMMERCIAL

Bio-Rad Laboratories Inc. (AMEX:BIO)	91.53	88.54	62.66	2,443.94	2,371.84	1,288.10	203.9	3.66	1.8x	11.6x	25.0x
Cantel Medical Corp. (NYSE:CMN)	16.15	19.5	12.27	259.09	302.84	206.67	26.22	0.44	1.5x	11.6x	36.4x
Dentsply International, Inc. (NasdaqNM:XRAY)	41.58	39.28	28.99	6,321.66	6,543.91	1,852.36	397.99	1.48	3.5x	16.4x	28.1x
Excel Technology Inc. (NasdaqNM:XLTC)	25.15	29.74	24.55	300.17	238.61	159.11	25.55	1.19	1.5x	9.3x	21.1x
Immucor Inc. (NasdaqNM:BLUD)	36	35.99	18.32	2,517.19	2,403.64	212.51	93.06	0.76	NM	25.8x	47.3x
Ion Beam Applications SA (ENXTBR:IBAB)	28.38	34.34	14.73	721.83	662.54	224.66	24.11	1.57	2.9x	27.5x	18.0x
IRIS International Inc. (NasdaqNM:IRIS)	18.62	17.07	7.72	341.32	315.72	74.5	9.13	-0.02	4.2x	NM	NM
Luminex Corp. (NasdaqNM:LMNX)	15.17	20.75	11.44	547	535.67	56.6	6.44	0.03	9.5x	NM	NM
Microtek Medical Holdings Inc. (NasdaqNM:MTMD)	6.2	5.34	3.35	269.66	253.29	145.07	14.88	0.17	1.7x	17.0x	35.6x
OraSure Technologies Inc. (NasdaqNM:OSUR)	9.8	10.16	6.15	453.69	375.16	73.05	8.28	0.13	5.1x	NM	NM
SurModics Inc. (NasdaqNM:SRDX)	50.03	53.49	28.52	900.29	853.99	69.81	44.07	1.31	NM	19.4x	38.2x
Ventana Medical Systems Inc. (NasdaqNM:VMSI)	85.81	82.95	36.77	2,918.91	2,858.97	248.57	67.96	1.23	NM	NM	NM
West Pharmaceutical Services Inc. (NYSE:WST)	43.3	54.83	31.16	1,435.35	1,647.65	948.1	182.9	2.18	1.7x	9.0x	19.9x
XTENT, Inc. (NasdaqNM:XTNT)	8.81	17.24	8.56	201.78	124.96	NA	-26.87	-6.33	NA	NM	NM
Young Innovations Inc. (NasdaqNM:YDNT)	28.16	37.1	24	256.23	273.88	93.01	26.25	1.53	2.9x	10.4x	18.4x
MEAN (Commercial)									3.3x	15.8x	28.8x
MEDIAN (Commercial)									2.9x	14.0x	26.5x

PRODUCTS — CONSUMER

Bausch & Lomb Inc. (NYSE:BOL)	63.98	77	43.97	3,545.44	3,845.24	2,325.30	269.1	0.39	1.7x	14.3x	NM
BodyTel Scientific, Inc. (OTCBB:BDYT)	2.52	2.51	2.02	111.32	111.34	-	-0.5	-0.1	NM	NM	NM
Essilor International (ENXTPA:EF)	62.62	125.74	103.23	12,897.15	12,817.31	3,549.46	849.08	4.1	3.6x	15.1x	15.3x
HemoSense, Inc. (Amex:HEM)	15	9.74	2.2	198.72	190.88	23.51	-6.64	-0.74	8.1x	NM	NM
Home Diagnostics, Inc. (NasdaqNM:HDIX)	9.5	13.2	9.88	172.87	140.17	113.58	22.74	0.62	1.2x	6.2x	15.4x
Insulet Corporation (NasdaqNM:PODD)	21.34	17	13.63	561.52	470.99	5.45	-33.02	-2.25	NM	NM	NM
Inverness Medical Innovations Inc. (Amex:IMA)	54.9	53.85	25.99	2,624.55	3,874.52	600.61	86.36	-0.21	6.5x	NM	NM
Sonic Innovations Inc. (NasdaqNM:SNCI)	9.15	10.29	3.66	244.47	237.37	109.93	6.99	0.08	2.2x	NM	NM
SSL International plc (LSE:SSL)	8.67	9.39	5.41	1,652.30	1,829.15	946.3	136.37	0.34	1.9x	13.4x	25.8x
MEAN (Consumer)									3.6x	12.2x	18.8x
MEDIAN (Consumer)									2.2x	13.9x	15.4x

Company Name (Ticker Symbol)	Stock Price	Stock Price 52 Wk High	Stock Price 52 Wk Low	Market Cap ²	TEV ³	LTM ⁴ Revenue	LTM ⁴ EBITDA ⁵	LTM ⁴ Diluted EPS Before Extra	TEV ³ /Revenue	TEV ³ /EBITDA ⁵	P/ Diluted EPS Before Extra	
PRODUCTS — PHARMACEUTICALS												
Abbott Laboratories (NYSE:ABT)	54.05	59.5	43.58	83,531.73	93,621.51	23,186.14	6,566.11	0.98	4.0x	14.3x	NM	
Abraxis Bioscience, Inc. (NasdaqNM:ABBI)	23.12	29.97	19.48	3,689.19	3,940.12	833.12	257.95	-0.24	4.7x	15.3x	NM	
Alcon Inc. (NYSE:ACL)	145.85	144.39	90.85	43,493.05	43,005.05	5,062.20	2,125.20	4.56	8.5x	20.2x	32.0x	
Allergan Inc. (NYSE:AGN)	63.65	62.5	51.4	19,472.95	19,854.05	3,324.10	934.7	1.19	6.0x	21.2x	NM	
Alpharma, Inc. (NYSE:ALO)	21.64	28.47	19.64	944.21	829.74	662.93	126.49	1.26	1.3x	6.6x	17.2x	
Altana AG (DB:ALT)	24.04	76.87	23.26	3,374.88	3,428.10	1,766.93	311.51	0.86	1.9x	11.0x	27.9x	
Astellas Pharma, Inc. (TSE:4503)	47.97	45.02	34.87	24,896.57	20,493.35	7,632.54	1,577.15	1.47	2.7x	13.0x	32.6x	
AstraZeneca plc (LSE:AZN)	49.95	71.74	51.86	73,648.40	84,029.22	27,261.00	9,841.00	3.97	3.1x	8.5x	12.6x	
Barr Pharmaceuticals Inc. (NYSE:BRL)	56.18	59.25	44.6	6,023.17	7,770.28	2,105.34	698.52	-6.95	3.7x	11.1x	NM	
Biovail Corp. (NYSE:BVF)	17.26	25.97	14.51	2,779.27	2,305.18	1,094.91	600.53	1.43	2.1x	3.8x	12.1x	
Bristol-Myers Squibb Co. (NYSE:BMJ)	29.01	32.25	20.08	57,379.14	59,967.14	17,714.00	4,050.00	0.79	3.4x	14.8x	36.5x	
Cubist Pharmaceuticals Inc. (NasdaqNM:CBST)	21.45	24.4	16.97	1,193.97	1,201.37	214.17	24.76	0.2	5.6x	NM	NM	
Cypress Bioscience Inc. (NasdaqNM:CYPB)	13.78	18.2	5.27	514.82	337.03	4.07	-7.28	-0.18	NM	NM	NM	
Durect Corp. (NasdaqNM:DRRX)	5.66	5.55	2.56	393.35	369.95	22.41	-26.85	-0.53	NM	NM	NM	
Dyax Corp. (NasdaqNM:DYAX)	3.58	6.95	2.63	216.18	205.7	12.73	-52.03	-1.37	NM	NM	NM	
Eli Lilly & Co. (NYSE:LLY)	57.37	61	51.13	65,073.82	67,107.62	16,202.40	5,163.00	2.15	4.1x	13.0x	26.7x	
Endo Pharmaceuticals Holdings Inc. (NasdaqNM:ENDP)	31.5	35.85	26.68	4,222.05	3,415.30	959.03	341.92	1.3	3.6x	10.0x	24.2x	
Forest Laboratories Inc. (NYSE:FRX)	37.46	57.97	38.17	11,842.98	10,311.66	3,360.27	1,245.24	1.41	3.1x	8.3x	26.6x	
Glaxosmithkline plc (LSE:GSK)	26.46	40.5	24.49	146,830.19	154,024.48	45,332.55	17,617.50	1.87	3.4x	8.7x	14.1x	
Hospira Inc. (NYSE:HSP)	41.39	44.3	31.15	6,502.41	8,792.64	2,807.01	587.25	0.81	3.1x	15.0x	NM	
Imarx Therapeutics, Inc. (NasdaqSC:IMRX)	3.4	4.9	3.25	34.03	84.22	4.26	-11.09	0.42	NM	NM	8.0x	
InterMune Inc. (NasdaqNM:ITMN)	19.13	36.6	14.75	730.8	692.29	86.77	-63.7	-3.39	8.0x	NM	NM	
Inyx Inc. (OTCPK:IYXI)	0.03	2.89	0.08	1.38	119.22	85.04	-10.81	-0.77	1.4x	NM	NM	
ISTA Pharmaceuticals Inc. (NasdaqNM:ISTA)	6.96	10.74	5.19	223.95	213.8	37.84	-34.58	-1.5	5.7x	NM	NM	
Johnson & Johnson (NYSE:JNJ)	65.54	69.41	59.68	189,706.12	190,218.12	55,369.00	16,432.00	3.51	3.4x	11.6x	18.7x	
King Pharmaceuticals Inc. (NYSE:KG)	11.81	22.25	15.64	2,884.83	2,362.13	2,020.30	777.27	1.46	1.2x	3.0x	8.1x	
KV Pharmaceutical Co. (NYSE:KV.A)	28.6	28.75	16.59	1,416.55	1,448.94	380.53	91.42	0.91	3.8x	15.8x	31.4x	
Mannatech Inc. (NasdaqNM:MTEX)	7.94	19.89	11.47	210.08	172.28	415.9	50.31	1.23	0.4x	3.4x	6.5x	
Meda AB (OM:MEDA A)	16.1	20.98	10.02	4,023.38	5,266.17	821.27	237.01	0.51	6.4x	22.2x	31.3x	
Medicis Pharmaceutical Corp. (NYSE:MRX)	30.45	40.31	22.57	1,708.73	1,565.27	369.2	67.27	0.4	4.2x	23.3x	NM	
Merck & Co. Inc. (NYSE:MRK)	52.3	55.14	35	113,442.05	116,648.75	22,995.60	10,636.70	2.11	5.1x	11.0x	24.7x	
MGI Pharma Inc. (NasdaqNM:MOGN)	27.86	24.76	13.27	2,228.72	2,330.48	347.79	3.08	-0.46	6.7x	NM	NM	
Mylan Laboratories Inc. (NYSE:MYL)	16.24	23.49	17.65	4,040.54	4,477.55	1,611.82	630.71	0.99	2.8x	7.1x	16.4x	
NitroMed Inc. (NasdaqNM:NTMD)	1.79	4.44	2.04	82.02	44.85	13.34	-43.89	-1.5	3.4x	NM	NM	
Novartis AG (VIRTIX:NOVN)	55.06	64.1	54.96	128,549.55	128,447.75	38,417.00	10,749.00	3.1	3.3x	11.9x	17.8x	
Novo Nordisk A/S (CPSE:NOVO B)	120.47	115.26	66.32	38,218.14	37,398.16	7,120.52	2,034.33	3.89	5.3x	18.4x	31.0x	

Company Name (Ticker Symbol)	Stock Price	Stock Price 52 Wk High	Stock Price 52 Wk Low	Market Cap ²	TEV ³	LTM ⁴ Revenue	LTM ⁴ EBITDA ³	LTM ⁴ Diluted EPS Before Extra	TEV ³ /Revenue	TEV ³ /EBITDA ³	P/ Diluted EPS Before Extra
OSI Pharmaceuticals Inc. (NasdaqNM:OSIP)	34.24	43.17	30.17	1,982.91	2,003.76	393.91	12.16	-10.24	5.1x	NM	NM
Par Pharmaceutical Companies Inc. (NYSE:PRX)	21.68	30.68	13.52	769.12	760.48	509.58	62.73	0.72	1.5x	12.1x	30.2x
Perrigo Co. (NasdaqNM:PRGO)	21.67	20.65	14.63	2,030.24	2,628.74	1,428.20	177.43	0.72	1.8x	14.8x	30.2x
Pfizer Inc. (NYSE:PFE)	24.75	28.6	22.16	171,445.95	157,511.95	49,098.00	20,728.00	1.44	3.2x	7.6x	17.2x
Pharmion Corp. (NasdaqNM:PHRM)	46.66	32.83	15.56	1,721.10	1,461.86	244.73	-0.64	-2.4	6.0x	NM	NM
Roche Holding AG (VIRTX:ROG)	180.89	198.65	170.82	156,029.98	149,514.13	35,670.25	12,358.78	7.4	4.2x	12.1x	24.4x
Salix Pharmaceuticals Ltd. (NasdaqNM:SLXP)	12.6	16.38	9.77	597.53	566.11	226.47	37.15	0.63	2.5x	15.2x	19.9x
Sanofi-Aventis (ENXTPA:SAN)	84.51	109.08	82.1	114,365.63	122,298.46	39,641.06	15,336.50	3.89	3.1x	8.0x	21.7x
Schering-Plough Corp. (NYSE:SGP)	32.09	33.81	18.45	48,016.17	45,880.17	11,018.00	2,275.00	0.84	4.2x	20.2x	38.2x
Sciele Pharma Inc. (NasdaqNM:SCRX)	26.07	26.83	17.01	930.72	1,036.91	308.99	105.38	1.34	3.4x	9.8x	19.4x
Sepracor, Inc. (NasdaqNM:SEPR)	27.46	63.24	40.26	2,946.73	3,078.75	1,242.29	273.11	1.7	2.5x	11.3x	16.1x
Sucampo Pharmaceuticals, Inc. (NasdaqNM:SCMP)	10.75	14.5	10.75	448.59	431.87	81.56	20.62	0.55	5.3x	20.9x	19.6x
Taro Pharmaceutical Industries Ltd. (OTCPK:TARO.F)	7.6	14.98	5.7	225.14	421.54	297.74	40.47	0.19	1.4x	10.4x	39.6x
Teva Pharmaceutical Industries Ltd. (NasdaqNM:TEVA)	44.71	42.18	29.22	35,955.29	38,833.29	8,815.00	2,890.00	2.3	4.4x	13.4x	19.5x
Valeant Pharmaceuticals International (NYSE:VRX)	15.76	20.68	15.29	1,449.02	1,841.10	921.11	226.6	-0.53	2.0x	8.1x	NM
ViroPharma Inc. (NasdaqNM:VPHM)	9.06	18.39	7.07	632.53	365.72	186.84	130.29	1.14	2.0x	2.8x	7.9x
Watson Pharmaceuticals Inc. (NYSE:WPI)	31.97	33.28	21.35	3,308.22	4,202.74	2,243.62	437.65	-4.3	1.9x	9.6x	NM
Wyeth (NYSE:WYE)	44.79	62.2	42.48	60,226.47	59,649.33	20,881.40	6,883.63	3.17	2.9x	8.7x	14.1x
MEAN (Pharmaceuticals)									3.6x	12.1x	22.1x
MEDIAN (Pharmaceuticals)									3.4x	11.4x	19.9x

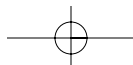
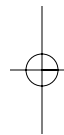
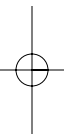
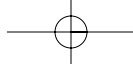
PRODUCTS — BIOTECH

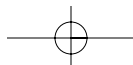
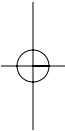
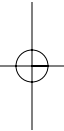
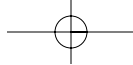
Albany Molecular Research Inc. (NasdaqNM:AMRI)	15.68	16.49	8.41	548.49	453.7	184.82	24.23	0.11	2.5x	18.7x	NM
Alnylam Pharmaceuticals Inc. (NasdaqNM:ALNY)	33.92	24.71	11.29	1,278.61	1,092.37	28.43	-41.48	-1.41	NM	NM	NM
Amgen Inc. (NasdaqNM:AMGN)	56.56	77	52.36	61,466.13	67,472.13	14,738.00	6,498.00	2.59	4.6x	10.4x	21.8x
Amylin Pharmaceuticals Inc. (NasdaqNM:AMLN)	49.97	51.54	35.55	6,604.93	6,239.36	600.51	-156.14	-1.57	NM	NM	NM
Angiotech Pharmaceuticals Inc. (TSX:ANP)	6.31	13.2	5.7	536.36	1,030.96	349.09	100.76	-0.01	3.0x	10.2x	NM
Biogen Idec Inc. (NasdaqNM:BIIB)	66.45	54.9	40.24	19,132.68	17,393.21	1,953.14	1,272.89	0.65	8.9x	13.7x	NM
Celera Group (NYSE:CRA)	13.55	16.55	11.63	1,073.20	511.7	51	-44.64	-0.22	NM	NM	NM
Celgene Corporation (NasdaqNM:CELG)	71.27	66.95	39.31	27,277.17	25,355.24	1,010.45	320.82	0.28	NM	NM	NM
Cephalon Inc. (NasdaqNM:CEPH)	72.85	84.83	53.7	4,870.97	5,407.20	1,844.16	562.32	3.08	2.9x	9.6x	23.6x
Enzo Biochem Inc. (NYSE:ENZ)	11.87	17.54	11.01	435.68	315.65	44.91	-18.51	-0.43	7.0x	NM	NM
Enzon Pharmaceuticals Inc. (NasdaqNM:ENZN)	8.85	9.33	7.12	390.18	619.86	182.41	30.39	0.1	3.4x	20.4x	NM

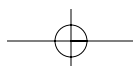
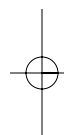
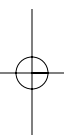
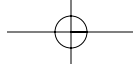
Company Name (Ticker Symbol)	Stock Price	Stock Price 52 Wk High	Stock Price 52 Wk Low	Market Cap ²	TEV ³	LTM ⁴ Revenue	LTM ⁴ EBITDA ³	LTM ⁴ Diluted EPS Before Extra	TEV ³ /Revenue	TEV ³ /EBITDA ³	P/ Diluted EPS Before Extra
EPIX Pharmaceuticals Inc. (NasdaqNM:EPIX)	4.07	8.75	3.5	133.84	157.89	6.29	-43.25	-6.88	NM	NM	NM
Exelixis Inc. (NasdaqNM:EXEL)	10.8	12.77	7.53	1,051.97	962.78	108.69	-96.86	-1.1	8.9x	NM	NM
Genentech Inc. (NYSE:DNA)	79.07	89.73	72.31	83,263.24	82,375.24	10,141.00	4,373.00	2.24	8.1x	18.8x	35.3x
Genomic Health Inc. (NasdaqNM:GHDX)	19.83	24.68	10.83	557.46	483.81	38.2	-24.06	-1.18	NM	NM	NM
Genzyme Corp. (NasdaqNM:GENZ)	62.82	70.5	57.74	16,529.39	16,461.74	3,339.35	1,215.58	0.15	4.9x	13.5x	NM
Gilead Sciences Inc. (NasdaqNM:GILD)	41.12	42.24	29.01	38,091.88	38,734.78	3,361.69	2,042.00	-1.14	NM	19.0x	NM
Human Genome Sciences Inc. (NasdaqNM:HGSI)	10.19	13.96	8.74	1,369.93	1,880.04	28.18	-175.92	-1.81	NM	NM	NM
Imclone Systems Inc. (NasdaqNM:IMCL)	41.5	47.11	26.28	3,564.85	3,056.62	574.22	238.32	1.93	5.3x	12.8x	21.5x
Incyte Corporation (NasdaqNM:INCY)	7.45	8.3	3.85	627.39	721.25	28.6	-54.17	-0.94	NM	NM	NM
Introgen Therapeutics Inc. (NasdaqNM:INGN)	4.21	6.35	3.5	184.59	144.93	1.25	-20.37	-0.67	NM	NM	NM
Invitrogen Corp. (NasdaqNM:IVGN)	82.58	75.41	54.7	3,824.11	4,409.57	1,292.10	343.59	-3.59	3.4x	12.8x	NM
ISIS Pharmaceuticals Inc. (NasdaqNM:ISIS)	15.35	14	5.68	1,270.84	1,300.07	22.02	-56.26	-0.54	NM	NM	NM
Martek Biosciences Corp. (NasdaqNM:MATK)	28.59	30.84	19.64	923.17	932.92	284.49	53.39	0.38	3.3x	17.5x	NM
Medarex Inc. (NasdaqNM:MEDX)	15.11	16.59	8.72	1,917.43	1,634.38	47.11	-171.29	-0.27	NM	NM	NM
Millennium Pharmaceuticals Inc. (NasdaqNM:MLNM)	10.16	12.29	8.75	3,272.59	2,753.86	475.08	46.57	-0.09	5.8x	NM	NM
Myriad Genetics Inc. (NasdaqNM:MYGN)	52.02	40.3	21.72	2,265.68	1,957.37	143.67	-38.5	-0.96	NM	NM	NM
Nabi Biopharmaceuticals (NasdaqNM:NABI)	4.11	7.36	4.35	251.13	256.74	94.1	-41.9	-0.8	2.7x	NM	NM
Nektar Therapeutics (NasdaqNM:NKTR)	9.18	18.11	9.1	844.45	839.43	273.78	-46.49	-1.63	3.1x	NM	NM
Neurocrine Biosciences Inc. (NasdaqNM:NBIX)	9.99	14.88	7.51	379.52	283.43	19.86	-82.84	-2.83	NM	NM	NM
NPS Pharmaceuticals Inc. (NasdaqNM:NPSP)	5.75	5.49	3.25	266.68	521.69	52.41	-25.51	-2.05	10.0x	NM	NM
Nuvelo Inc. (NasdaqNM:NUVO)	2.09	20.98	2.55	111.5	-7.01	3.73	-98.16	-2.45	NM	0.1x	NM
Orthovita Inc. (NasdaqNM:VITA)	3	4.16	2.74	225.12	207.56	49.16	-13.72	-0.3	4.2x	NM	NM
Regeneron Pharmaceuticals Inc. (NasdaqNM:REGN)	17.96	28.74	10.88	1,186.41	925.72	61.02	-84.54	-1.86	NM	NM	NM
Senomyx Inc. (NasdaqNM:SNMX)	12.43	19	11.26	377.76	314.8	12.89	-17.51	-0.77	NM	NM	NM
Techne Corp. (NasdaqNM:TECH)	63.27	61.97	45.27	2,500.68	2,335.91	217.12	128.96	2.07	NM	18.1x	30.6x
Tutogen Medical Inc. (Amex:TTG)	11.31	11.31	4.2	215.96	210.43	45.28	6.26	0.04	4.6x	NM	NM
United Therapeutics Corp. (NasdaqNM:UTHR)	66.71	68.12	47.67	1,409.05	1,460.70	166.64	43.72	2.99	8.8x	NM	22.3x
Vertex Pharmaceuticals Inc. (NasdaqNM:VRTX)	38	45.38	25.61	5,007.03	4,476.16	246.08	-187.7	-2.02	NM	NM	NM
MEAN (Biotech)									5.3x	14.0x	25.9x
MEDIAN (Biotech)									4.6x	13.6x	23.0x

Company Name (Ticker Symbol)	Stock Price	Stock Price 52 Wk High	Stock Price 52 Wk Low	Market Cap ²	TEV ³	LTM ⁴ Revenue	LTM ⁴ EBITDA ⁵	LTM ⁴ Diluted EPS Before Extra	TEV ³ /Revenue	TEV ³ /EBITDA ⁵	P/ Diluted EPS Before Extra
PRODUCTS — DISTRIBUTION											
AmerisourceBergen Corp. (NYSE:ABC)	44.68	56.56	40.89	8,050.20	7,822.55	64,567.25	924.99	2.48	0.1x	8.5x	18.0x
Cardinal Health Inc. (NYSE:CAH)	62.83	76.15	61.15	22,903.41	24,935.91	87,540.20	2,890.40	2.39	0.3x	8.6x	26.3x
CVS Caremark Corp. (NYSE:CVS)	39.6	39.44	27.09	58,643.88	67,312.48	47,019.20	3,474.20	1.65	1.4x	19.4x	24.0x
Henry Schein Inc. (NasdaqNM:HSIC)	61.04	56	45.82	5,440.43	5,666.61	5,325.46	406.49	2.12	1.1x	13.9x	28.8x
Longs Drug Stores Corp. (NYSE:LDG)	50.15	59.2	38.76	1,893.66	1,999.29	5,165.69	245.94	1.94	0.4x	8.1x	25.8x
McKesson Corp. (NYSE:MCK)	57.68	63.9	45.23	17,060.36	16,807.36	92,977.00	1,581.00	3.17	0.2x	10.6x	18.2x
Owens & Minor Inc. (NYSE:OMI)	39.07	37.8	28.25	1,589.17	1,953.80	5,957.94	131.13	1.06	0.3x	14.9x	36.8x
Patterson Companies Inc. (NasdaqNM:PDCO)	38.73	39.76	29.61	5,420.19	5,306.04	2,798.40	368.95	1.51	1.9x	14.4x	25.6x
PolyMedica Corp. (NasdaqNM:PLMD)	52.6	44.42	33.6	1,208.38	1,430.97	675.49	100.43	1.44	2.1x	14.2x	36.5x
PSS World Medical Inc. (NasdaqNM:PSSI)	19.46	21.83	16.81	1,310.44	1,439.14	1,741.64	110.4	0.73	0.8x	13.0x	26.7x
Rite Aid Corp. (NYSE:RAD)	4.84	6.74	4.12	3,822.02	8,462.64	17,628.44	628.41	0.02	0.5x	13.5x	NM
Walgreen Co. (NYSE:WAG)	47.93	51.6	39.91	47,625.55	46,867.45	52,510.80	3,955.10	2.04	0.9x	11.8x	23.5x
MEAN (Distribution)									0.8x	12.6x	26.4x
MEDIAN (Distribution)									0.7x	13.3x	25.8x
MEAN (PRODUCTS)									3.7x	14.0x	25.8x
MEDIAN (PRODUCTS)									3.3x	13.6x	24.7x

- 1) Source: Financial Information from SEC filings and other publicly-available sources
- 2) Market Cap: Total Value of Company's Stock; Equal to the Number of Shares Outstanding Times the Price per Share
- 3) TEV (Total Enterprise Value): Market Capitalization Plus Debt Less Cash
- 4) LTM: Latest Twelve Months
- 5) EBITDA: Earnings Before Interest, Taxes, Depreciation and Amortization
- 6) NA: Not Available
- 7) NM: Not Meaningful







ABOUT SCOTT-MACON

Scott-Macon is an investment banking firm providing corporate advisory services to a broad range of industries, including a specific focus on the healthcare, medical and pharmaceutical services and products industries. Founded in 1973, Scott-Macon has 20 senior professionals with an average of 20 years' experience in investment banking.

SERVICES AND CAPABILITIES

- Corporate Sales—Assisting privately-held and publicly-traded companies to arrange sale, divestiture and merger transactions as well as corporate valuations for board or management use.
- Acquisition Advisory—Providing assistance in identifying acquisition prospects, contacting companies, and negotiating acquisition transactions.
- Capital Raising—Arranging for the private placement of equity and debt securities.
- Strategic Planning—Planning overall corporate objectives, reviewing strategic alternatives, and creating plans for maximizing value.

CONTACT INFORMATION

Telephone 212-755-8200

Facsimile 212-755-8255

Website www.scott-macon.com

HEALTHCARE GROUP PROFESSIONALS

Nathan D. Cortright

Group Head

ncortright@scott-macon.com

Robert B. Dimmitt

Senior Managing Director

rdimmitt@scott-macon.com

Alexander L. Scott

Managing Director

ascott@scott-macon.com

Jeffrey M. Tepper

Managing Director

jtepper@scott-macon.com

Timothy L. Hoffman

Senior Vice President

thoffman@scott-macon.com

Patrick T. Cavanagh

Vice President

pcavanagh@scott-macon.com

Jared Mudge

Assistant Vice President

jmudge@scott-macon.com

SCOTT-MACON, LTD.

800 Third Avenue
New York, NY 10022

CHANGE SERVICE REQUESTED

Presort
First Class
U.S. Postage
PAID
New York, NY
Permit No. 7491